
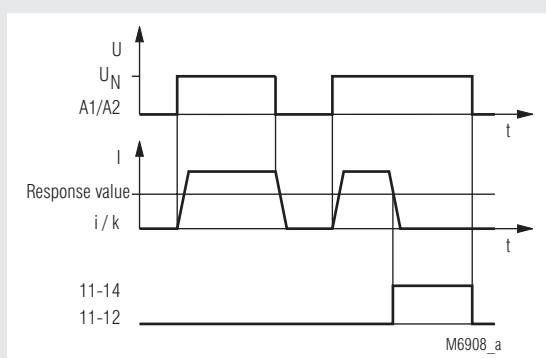


VARIMETER Valve Monitor IK 9076, SK 9076



- According to IEC/EN 60 255, DIN VDE 0435-303
- Current monitor
- Detection of wire breakage
- Fixed switching points
- For DC 24 V
- Energized on trip
- Green LED display for operating voltage
- Red LED display for contact position
- **Devices available in 2 enclosure versions:**
 - IK 9076:** depth 59 mm, with terminals at the bottom for installation systems and industrial distribution systems according to DIN 43 880
 - SK 9076:** depth 98 mm, with terminals at the top for cabinets with mounting plate and cable duct
- Width 17.5 mm

Function Diagram



Approvals and Marking



Application

For monitoring valves.

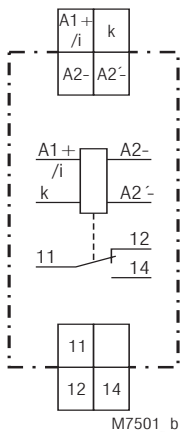
Indicators:

Upper LED: on, when operating voltage is supplied
Lower LED: on, when the output relay is activated

Note

IK/SK 9076 has no polarity safeguard!

Circuit Diagram



IK 9076.11, SK 9076.11

Technical Data

Input

Nominal voltage U_N:	DC 24 V
Voltage range:	0.85 ... 1.2 U_N
Nominal consumption:	0.35 W
Switching points (fixed):	Setting value max. continuous current
	0.3 ... 0.7 A * 1.5 A
	0.2 ... 0.4 A 0.9 A
	0.15 ... 0.3 A 0.5 A
	0.05 ... 0.1 A 0.25 A
	* Suitable e.g. for 24 W / 1 A valves

Permissible

measuring current:	1.5 A at an ambient temperature of 55°C
	2.2 A at an ambient temperature of 35°C
Maximum overload:	8 A, up to 3 s

Output

Contacts	IK 9076.11, SK 9076.11:	1 changeover contact
Operate/release time:		100 ms / 20 ms
Thermal current I_{th}:		4 A
Switching capacity to AC 15		
NO contact:	3 A / AC 230 V	IEC/EN 60 947-5-1
NC contact:	1 A / AC 230 V	IEC/EN 60 947-5-1
Electrical life:		IEC/EN 60 947-5-1
to AC 15 at 1 A, AC 230 V:	1.5 x 10 ⁵ switching cycles	
Short circuit strength		
max. fuse rating:	4 A gL	IEC/EN 60 947-5-1
Mechanical life:	≥ 10 ⁸ switching cycles	

Technical Data

General Data

Operating mode:	Continuous operation	
Temperature range:	- 20 ... + 55°C	
Clearance and creepage distances		
rated impuls voltage/ pollution degree:	4 kV / 2	IEC 60 664-1
EMC		
Electrostatic discharge:	6 kV (contact)	IEC/EN 61 000-4-2
HF irradiation:	10 V / m	IEC/EN 61 000-4-3
Fast transients:	4 kV	IEC/EN 61 000-4-4
Surge voltages between wires for power supply:	1 kV	IEC/EN 61 000-4-5
between wire and ground:	4 kV	IEC/EN 61 000-4-5
HF-wire guided:	10 V	IEC/EN 61 000-4-6
Interference suppression:	Limit value class B	EN 55 011
Degree of protection		
Housing:	IP 40	IEC/EN 60 529
Terminals:	IP 20	IEC/EN 60 529
Housing:	Thermoplastic with V0 behaviour according to UL subject 94	
Vibration resistance:	Amplitude 0.35 mm, frequency 10 ... 55 Hz IEC/EN 60 068-2-6	
Climate resistance:	20 / 055 / 04 IEC/EN 60 068-1	
Wire connection:	2 x 2.5 mm ² solid or 2 x 1.5 mm ² stranded ferruled DIN 46 228-1/-2/-3/-4	
Wire fixing:	Flat terminals with self-lifting clamping piece IEC/EN 60 999-1	
Mounting:	DIN rail IEC/EN 60 715	
Weight		
IK 9076:	56 g	
SK 9076:	75 g	

Dimensions

Width x height x depth

IK 9076:	17.5 x 90 x 59 mm
SK 9076:	17.5 x 90 x 98 mm

Standard Types

IK 9076.11 DC 24 V < 0.3 A

Article number:	0051708
• Output:	1 changeover contact
• Nominal voltage U_N :	DC 24 V
• Operate time:	< 0.3 A
• Width:	17.5 mm

SK 9076.11 DC 24 V < 0.3 A

Article number:	0054742
• Output:	1 changeover contact
• Nominal voltage U_N :	DC 24 V
• Operate time:	< 0.3 A
• Width:	17.5 mm

Connection Example

