

# Insulated Enclosures KU 4187

to DIN 43 880 for installation in distribution cabinets  
70 mm depth



KU 4187 with box terminals

- Module widths 17.5 mm
- Nominal depth 64 mm for overall panel depth maximum 70 mm to DIN 43 880
- Selectable enclosure configurations
  - without terminals
  - with plug-in terminals
  - with printed circuit board terminals
  - with box terminals
  - with various terminal combinations
- Suitable for application for up to two PCBs with terminals and additional PCB for display or control elements on the enclosure front
- Enclosure openings for connection terminals and control elements on request
- Base plates available with side walls for mounting of PCB assemblies

## Technical Data

Order reference:  
Closed: 0060230  
Plug in terminal: 0060132  
PCB terminal: 0060131  
Box terminal: 0060290

**External dimensions:** 17.5 x 90x 71

Enclosure material: PC - GF, light grey RAL 7035  
Base plate: dark black RAL 9005

<b>Temperature stability:</b>	
complying with UL 746 B:	115 °C
complying with to Vicat ISO 306 Meth. B:	145 °C
compl. with EN 75-2 (1,8 MPa):	136 °C
(0,45 MPa):	142 °C

Max. permitted power dissipation: 6 W for stand-alone enclosure  
at normal climate 23/50-1 ISO 554

Specific thermal resistance:  $R_{th} = 15 \text{ K / W}$

Flame retardancy  
complying with UL 94: V-0  
complying with IEC 60 707: BH 2-30

**Enclosure fastener:** snap-on fastener on top hat rail EN 60 715

Creepage current resistance: CTI 175  $\hat{=}$  insulated material III a IEC 60 664-1

Type of protection: IP 40 IEC 60 529

Enclosure: IP 40  
Base plate: IP 30 (connector cut outs IP 20)

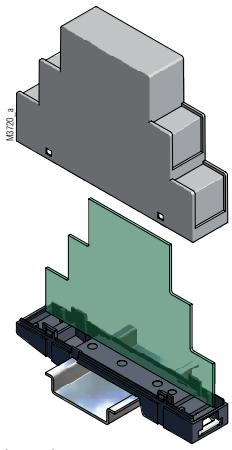
Print area: 16.5 x 41.5 mm

**Print circuit board:** See printed circuit board design

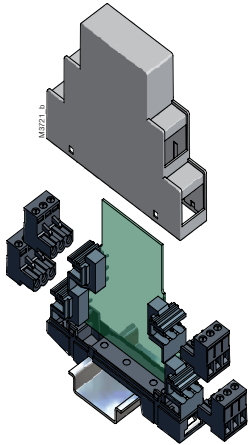
Printed circuit board mounting: fixed to the base by screws and / or  
by the side walls

**More information  
see brochure G27**

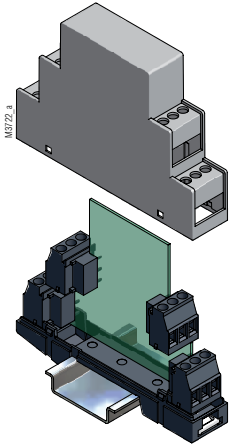
## Exploded view



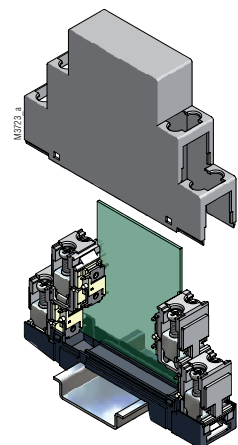
closed



plug in terminals



PCB terminals



box terminals

## Dimensions

