
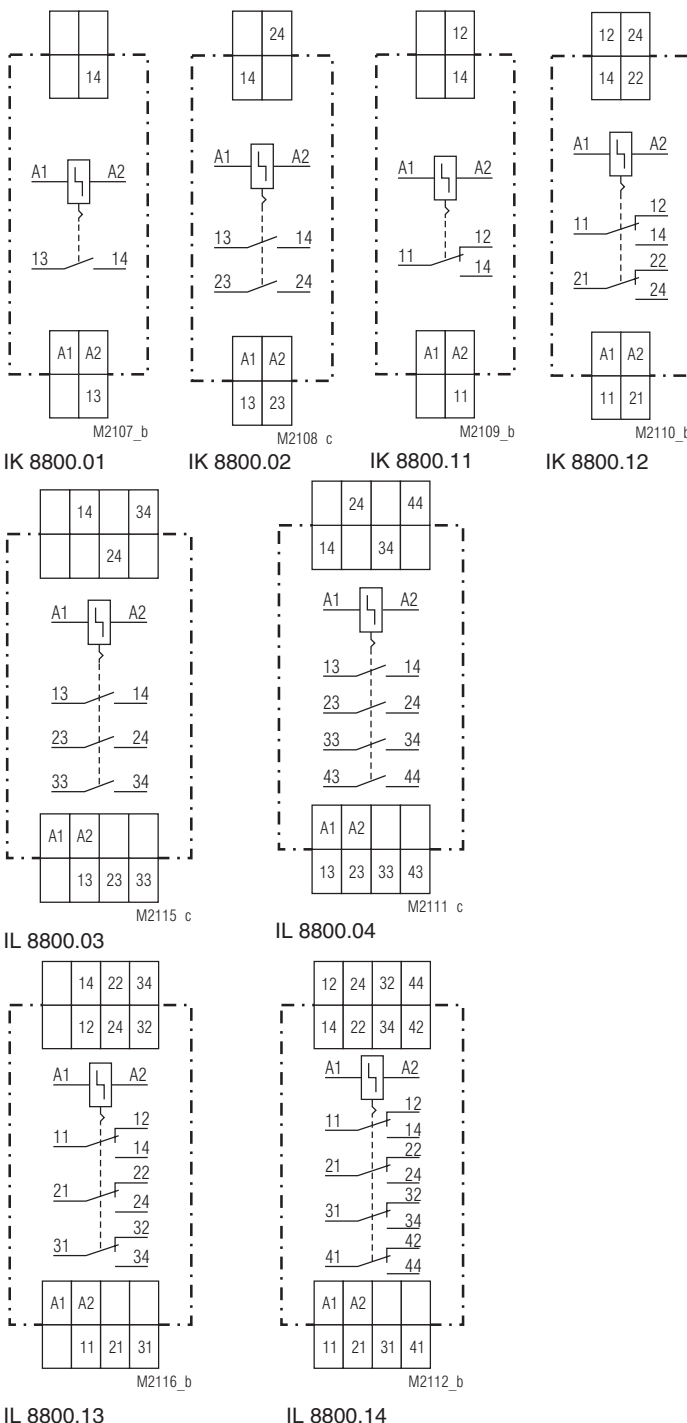


Remote Switch IK 8800, IL 8800



- According to IEC/EN 60 669
- Optionally contacts with up to a maximum of 4 changeover contacts
- Pushbutton for manual actuation of the contacts
- Operating position display
- Width 17.5 mm or 35 mm

Circuit Diagram



Approvals and Markings



For the existing GL certificate DOLD has not demanded for an extension. There has not been made any changes on the product since then.

Function

The contacts are actuated with every current pulse and they stay in the operating position they have adopted in each case until the next pulse occurs. It is possible to actuate the contacts manually by pressing a pushbutton provided on the unit. The contact position is shown by an indicator. The units can be installed in rows close next to each other for pulse operation. The gap between the relays is 7 mm when they are on permanently.

Indicators

red indicator: is visible when output contacts are activated

Technical Data

Input

Nominal voltage U_N:	AC 8, 24, 42, 230 V DC 12, 24 V, other voltages on request
Voltage range:	0.9 ... 1.1 U_N
Nominal consumption:	1.2 contacts 4 contacts
apparent power:	5.2 VA 10.4 VA
actual power:	4.2 W 8.4 W
Nominal frequency:	50 or 60 Hz
Frequency range:	$\pm 5\%$
Glow lamp parallel to the pushbutton:	max. 8 lamps à 0.5 mA (corresponds to 4 mA residual current)
Minimum on time	> 50 ms

Output

Contacts

IK 8800.01:	1 NO contact
IK 8800.02:	2 NO contacts
IL 8800.03:	3 NO contacts
IL 8800.04:	4 NO contacts
IK 8800.11:	1 changeover contact
IK 8800.12:	2 changeover contacts
IL 8800.13:	3 changeover contacts
IL 8800.14:	4 changeover contacts

Operate time:

< 30 ms

Nominal output voltage:

AC 230 V / 400 V

Electrical life

with resistive load AC 230 V and 500 switching cycles / h:

6 A	150×10^4 switching cycles
10 A	75×10^4 switching cycles
16 A	10×10^4 switching cycles

Technical Data

Switching capacity with lamp load:

fluorescent lamp load:	20 lamps with 58 W / contact each
with electronic series reactor:	58 lamps with 18 W / contact each
duo circuit (series compensated):	2 x 20 lamps with 58 W / contact each
	5 x 10 ⁴ switching cycles
bulb load:	2 000 W
	5 x 10 ⁴ switching cycles

Nominal switching-off capacity:

cos. φ 1 ... 0.7, AC 230 V:	16 A
Thermal current I_{th} :	16 A
Permissible switching frequency:	1 000 switching cycles / h
Short circuit strength	
max. fuse rating:	16 A gL IEC/EN 60 947-5-1
Mechanical life:	3 x 10 ⁶ switching cycles

General Data

Operating mode:	Pulse operation	
Temperature range:	- 20 ... + 45°C	
Clearance and creepage distances		
rated impulse voltage / pollution degree:	4 kV / 2	IEC 60 664-1
EMC		
Electrostatic discharge:	6 kV (contact)	IEC/EN 61 000-4-2
Fast transients:	4 kV	IEC/EN 61 000-4-4
Surge voltages between		
wires for power supply:	2 kV	IEC/EN 61 000-4-5
between wire and ground:	4 kV	IEC/EN 61 000-4-5
HF wire guided:	10 V	IEC/EN 61 000-4-6
Degree of protection:	Housing: IP 30	IEC/EN 60 529
	Terminals: IP 20	IEC/EN 60 529
Housing:	Thermoplastic with V0 behaviour according to UL subject 94	
Vibration resistance:	Amplitude 0.35 mm	
	frequency 10 ... 55 Hz IEC/EN 60 068-2-6	
Climate resistance:	Humid heat IEC/EN 60 068-2-30	
Terminal designation:	EN 50 005	
Wire connection:	2 x 2.5 mm ² solid or	
	2 x 1.5 mm ² stranded ferruled	
	DIN 46 228-1/-2/-3/-4 or	
	2 x 1 mm ² stranded ferruled	
	DIN 46 228-1/-2/-3/-4	
Wire fixing:	Flat terminals with self-lifting clamping piece IEC/EN 60 999-1	
Mounting:	DIN rail IEC/EN 60 715	
Weight		
IK 8800:	110 g	
IL 8800:	210 g	

Dimensions

Width x height x depth

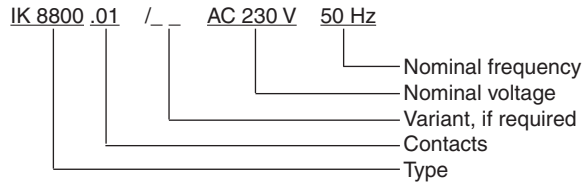
IK 8800:	17.5 x 89 x 58 mm
IL 8800:	35 x 89 x 58 mm

Standard Type

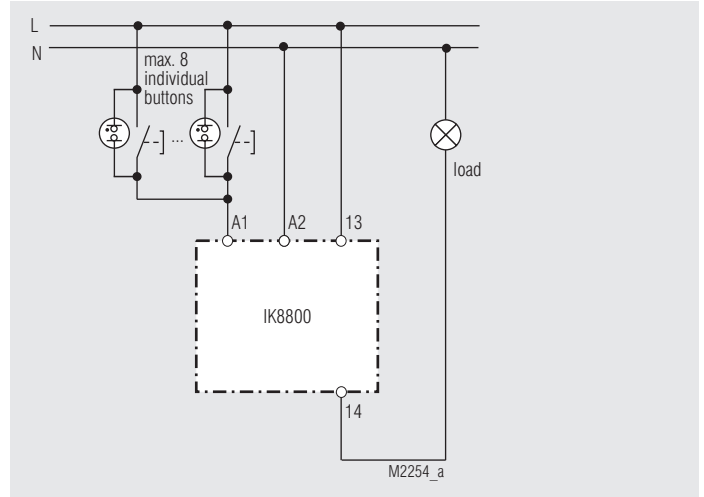
IK 8800.01 AC 230 V 50 Hz	
Article number:	0009273 stock item
• Output:	1 NO contact
• Nominal voltage U_N :	AC 230 V
• Width:	17.5 mm

Variant

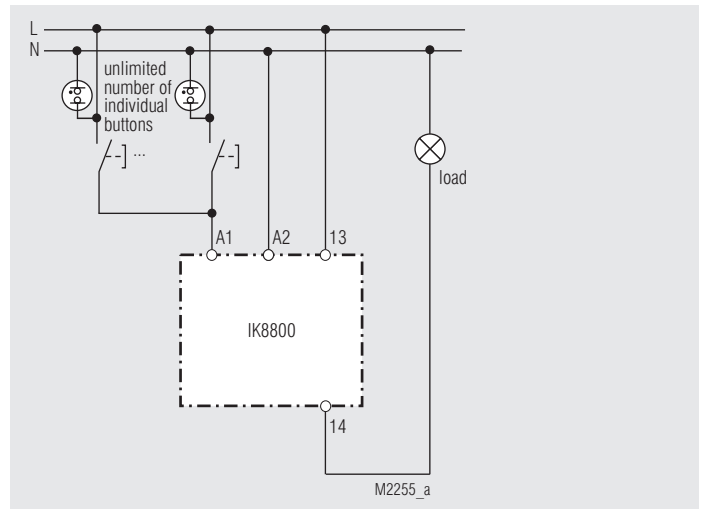
Ordering Example for Variant



Connection Examples



This circuit can be used with up to 8 illuminated pushbuttons.



With this circuit it is possible to connect as many illuminated pushbuttons as required to a remote switch.

When low voltages are being used, the control circuit has to be disconnected from the mains system by means of a transformer. It is only possible to illuminate the pushbuttons here by providing a third control wire.

Specification for Tender for IK 8800

Remote switch according to IEC/EN 60 669 to be built in consumer units, 1 NO contact, pushbutton for manual actuation of the contacts and operating position display.

Width 17.5 mm.

Type IK 8800.01

Manufactured by: E. DOLD & SÖHNE KG

Remote switch according to IEC/EN 60 669 to be built in consumer units, 2 NO contacts, pushbutton for manual actuation of the contacts and operating position display.

Width 17.5 mm.

Type IK 8800.02

Manufactured by: E. DOLD & SÖHNE KG

Remote switch according to IEC/EN 60 669 to be built in consumer units, 4 NO contacts, pushbutton for manual actuation of the contacts and operating position display.

Width 35 mm.

Type IK 8800.04

Manufactured by: E. DOLD & SÖHNE KG

Remote switch according to IEC/EN 60 669 to be built in consumer units, 1 changeover contact, pushbutton for manual actuation of the contacts and operating position display.

Width 17.5 mm.

Type IK 8800.11

Manufactured by: E. DOLD & SÖHNE KG

Remote switch according to IEC/EN 60 669 to be built in consumer units, 2 changeover contacts, pushbutton for manual actuation of the contacts and operating position display.

Width 17.5 mm.

Type IK 8800.12

Manufactured by: E. DOLD & SÖHNE KG

Remote switch according to IEC/EN 60 669 to be built in consumer units, 4 changeover contacts, pushbutton for manual actuation of the contacts and operating position display.

Width 17.5 mm.

Type IK 8800.14

Manufactured by: E. DOLD & SÖHNE KG

