

113161000-00662575



**light source**

**work equipment**  
**connected load**  
**Power consumption**  
**luminous flux**  
**luminous efficacy**  
**light distribution**  
**colour temperature**  
**color rendering index (CRI)**  
**System of protection**  
**class of protection**  
**technology**  
**operation**  
**luminaire body**  
**lamp cover**  
**weight (net)**  
**mains supply**

**design**  
**Fastening**  
**dimension**  
**special features**

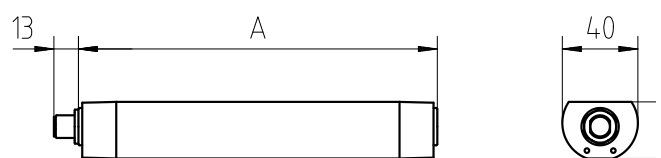
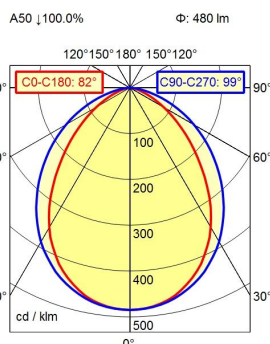
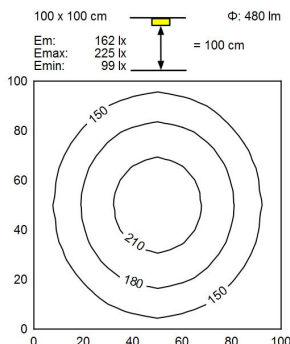
LED  
 Energy efficiency category A/A+/A++  
 without  
 20-28V; DC  
 approx. 5 W  
 approx. 480 lm  
 approx. 96 lm/W  
 direct, wide-angled beam  
 neutral white, approx. 5000 K  
 >= 80  
 IP67  
 III  
 switchable  
 external  
 aluminium, anodised, aluminium coloured anodised  
 screen, clear  
 approx. 0.3 kg  
 built-in plug  
 RSFM 4/0;05 P25-1  
 mounted version  
 L-angle, clamp  
 A=190 mm  
 angle of illumination 90°



RSFM 4/0;05 P25-1

**illuminance**

**luminous intensity**



Errors and technical changes excepted. Images can vary from original.  
 Photometric and electrical data may vary due to component tolerances.