
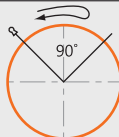
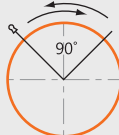









Ø16 Key Selector Switches

Ø16 Round Key Selector Switches (S16KR Series)

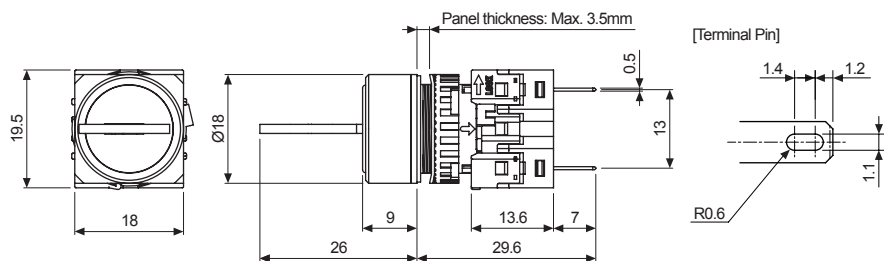
Type	Appearance	Operating position	Model	Contact block	LED block
				C contact	DC voltage
Extended	 <p>S16KR-1AK□</p>	2-position, spring return key removal: left	 S16KR-1AKC S16KR-1AK2C	1 2	—
		2-position, maintained key removal: left	 S16KR-2AKC S16KR-2AK2C	1 2	
		2-position, maintained key removal: left + right	 S16KR-2BKC S16KR-2BK2C	1 2	
		2-position, maintained key removal: right	 S16KR-2DKC S16KR-2DK2C	1 2	
		3-position, spring return two-way key removal: center	 S16KR-3EK2C	2	
		3-position, maintained key removal: left	 S16KR-4AK2C	2	
		3-position, maintained key removal: left + right	 S16KR-4BK2C	2	
		3-position, maintained key removal: left + center + right	 S16KR-4CK2C	2	
		3-position, maintained key removal: right	 S16KR-4DK2C	2	

※The control unit, contact blocks, LED blocks are sold separately.
(control unit: bold letters, contact block: regular letters)

※Connect up to 2 contact blocks. Connect the contact blocks only on the right and left side slots.
It will not operate if connected to the center slot.

• Dimensions

(unit: mm)



※For panel cut-out dimensions, please refer to page A-48.

Ø16 Key Selector Switches

Control Switches

Ø16

Ø22/25

Ø30

□30

Push Button Switches

Round

Square

Rectangular

Selector Switches

Round

Square

Rectangular

Key Selector Switches

Round

Square

Rectangular

Double Push Button Switches



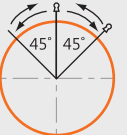
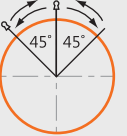
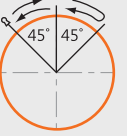
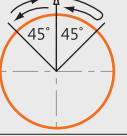
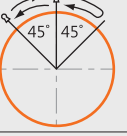
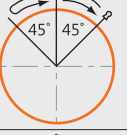
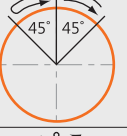

Mushroom-head Push Button Switches

Emergency Switches

Pilot Lights

Accessories

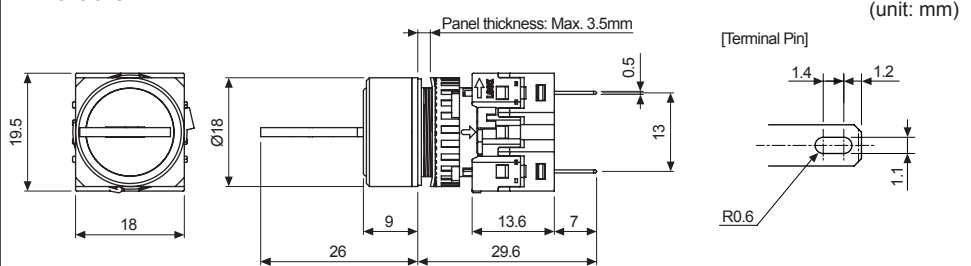
Buzzers

Type	Appearance	Operating position	Model	Contact block		LED block
				C contact		DC voltage
Extended	 <p>S16KR-4EK□</p>	3-position, maintained key removal: center		S16KR-4EK2C	2	
		3-position, maintained key removal: center + right		S16KR-4FK2C	2	
		3-position, maintained key removal: left + center		S16KR-4GK2C	2	
		3-position, spring return from right key removal: left		S16KR-5AK2C	2	
		3-position, spring return from right key removal: center		S16KR-5EK2C	2	—
		3-position, spring return from right key removal: left + center		S16KR-5GK2C	2	
		3-position, spring return from left key removal: right		S16KR-6DK2C	2	
		3-position, spring return from left key removal: center		S16KR-6EK2C	2	
		3-position, spring return from left key removal: center + right		S16KR-6FK2C	2	

※The control unit, contact blocks, LED blocks are sold separately.
(control unit: bold letters, contact block: regular letters)

※Connect up to 2 contact blocks. Connect the contact blocks only on the right and left side slots.
It will not operate if connected to the center slot.

• Dimensions













※For panel cut-out dimensions, please refer to page A-48.



Ø16 Key Selector Switches

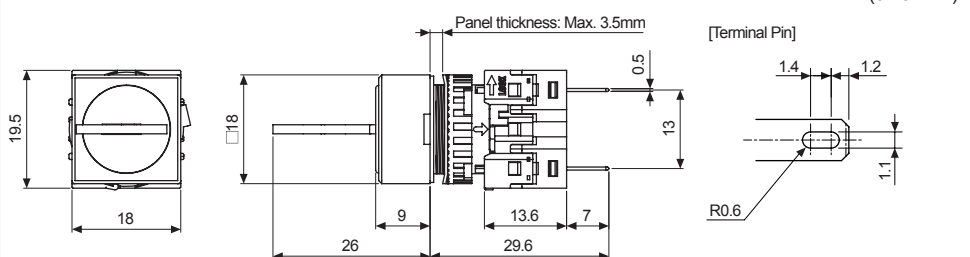
Ø16 Square Key Selector Switches (S16KRS Series)

Type	Appearance	Operating position	Model	Contact block	LED block
				C contact	DC voltage
Extended	 <p>S16KRS-1AK□</p>	2-position, spring return key removal: left	 S16KRS-1AKC S16KRS-1AK2C	1 2	—
		2-position, maintained key removal: left	 S16KRS-2AKC S16KRS-2AK2C	1 2	
		2-position, maintained key removal: left + right	 S16KRS-2BKC S16KRS-2BK2C	1 2	
		2-position, maintained key removal: right	 S16KRS-2DKC S16KRS-2DK2C	1 2	
		3-position, spring return two-way key removal: center	 S16KRS-3EK2C	2	
		3-position, maintained key removal: left	 S16KRS-4AK2C	2	
		3-position, maintained key removal: left + right	 S16KRS-4BK2C	2	
		3-position, maintained key removal: left + center + right	 S16KRS-4CK2C	2	
		3-position, maintained key removal: right	 S16KRS-4DK2C	2	

※The control unit, contact blocks, LED blocks are sold separately.
(control unit: bold letters, contact block: regular letters)

※Connect up to 2 contact blocks. Connect the contact blocks only on the right and left side slots.
It will not operate if connected to the center slot.

• Dimensions



※For panel cut-out dimensions, please refer to page A-48.



Ø16 Key Selector Switches

Control Switches

Ø16

Ø22/25

Ø30

□30

Push Button Switches

Round

Square

Rectangular

Selector Switches

Round

Square

Rectangular

Key Selector Switches

Round

Square

Rectangular

Double Push Button Switches











Mushroom-head Push Button Switches

Emergency Switches

Pilot Lights

Accessories

Buzzers

Type	Appearance	Operating position	Model	Contact block		LED block
				C contact		DC voltage
Extended	 <p>S16KRS-4EK□</p>	3-position, maintained key removal: center		S16KRS-4EK2C	2	—
		3-position, maintained key removal: center + right		S16KRS-4FK2C	2	
		3-position, maintained key removal: left + center		S16KRS-4GK2C	2	
		3-position, spring return from right key removal: left		S16KRS-5AK2C	2	
		3-position, spring return from right key removal: center		S16KRS-5EK2C	2	
		3-position, spring return from right key removal: left + center		S16KRS-5GK2C	2	
		3-position, spring return from left key removal: right		S16KRS-6DK2C	2	
		3-position, spring return from left key removal: center		S16KRS-6EK2C	2	
		3-position, spring return from left key removal: center + right		S16KRS-6FK2C	2	

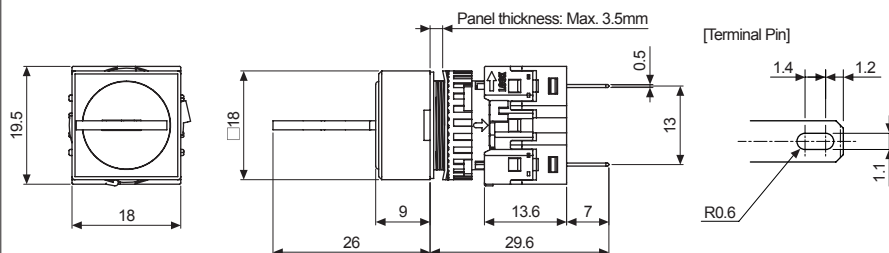
※The control unit, contact blocks, LED blocks are sold separately.

(control unit: bold letters, contact block: regular letters)

※Connect up to 2 contact blocks. Connect the contact blocks only on the right and left side slots. It will not operate if connected to the center slot.

• Dimensions



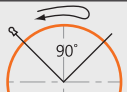
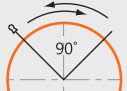



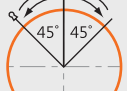



(unit: mm)



※For panel cut-out dimensions, please refer to page A-48.

Ø16 Key Selector Switches

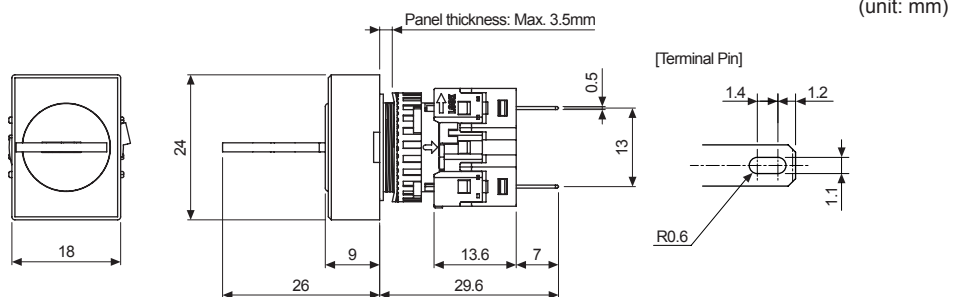
Ø16 Rectangular Key Selector Switches (S16KRT Series)

Type	Appearance	Operating position	Model	Contact block	LED block
				C contact	DC voltage
Extended	 S16KRT-1AK□ 	2-position, spring return key removal: left	 S16KRT-1AKC S16KRT-1AK2C	1 2	—
		2-position, maintained key removal: left	 S16KRT-2AKC S16KRT-2AK2C	1 2	
		2-position, maintained key removal: left + right	 S16KRT-2BKC S16KRT-2BK2C	1 2	
		2-position, maintained key removal: right	 S16KRT-2DKC S16KRT-2DK2C	1 2	
		3-position, spring return two-way key removal: center	 S16KRT-3EK2C	2	
		3-position, maintained key removal: left	 S16KRT-4AK2C	2	
		3-position, maintained key removal: left + right	 S16KRT-4BK2C	2	
		3-position, maintained key removal: left + center + right	 S16KRT-4CK2C	2	
		3-position, maintained key removal: right	 S16KRT-4DK2C	2	

※ The control unit, contact blocks, LED blocks are sold separately.
(control unit: bold letters, contact block: regular letters)

※ Connect up to 2 contact blocks. Connect the contact blocks only on the right and left side slots.
It will not operate if connected to the center slot.

• Dimensions



※ For panel cut-out dimensions, please refer to page A-48.



Ø16 Key Selector Switches

Control Switches

Ø16

Ø22/25

Ø30

□30

Push Button Switches

Round

Square

Rectangular

Selector Switches

Round

Square

Rectangular

Key Selector Switches

Round

Square

Rectangular

Double Push Button Switches

Mushroom-head Push Button Switches

Emergency Switches

Pilot Lights

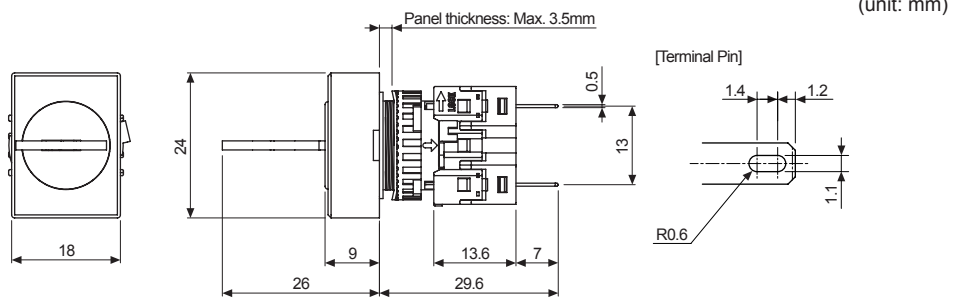
Accessories

Buzzers

Type	Appearance	Operating position	Model	Contact block		LED block
				C contact		DC voltage
Extended		3-position, maintained key removal: center	 S16KRT-4EK2C	2		
		3-position, maintained key removal: center + right	 S16KRT-4FK2C	2		
		3-position, maintained key removal: left + center	 S16KRT-4GK2C	2		
		3-position, spring return from right key removal: left	 S16KRT-5AK2C	2		
		3-position, spring return from right key removal: center	 S16KRT-5EK2C	2		
		3-position, spring return from right key removal: left + center	 S16KRT-5GK2C	2		
		3-position, spring return from left key removal: right	 S16KRT-6DK2C	2		
		3-position, spring return from left key removal: center	 S16KRT-6EK2C	2		
		3-position, spring return from left key removal: center + right	 S16KRT-6FK2C	2		

※ The control unit, contact blocks, LED blocks are sold separately.
 (control unit: bold letters, contact block: regular letters)
 ※ Connect up to 2 contact blocks. Connect the contact blocks only on the right and left side slots.
 It will not operate if connected to the center slot.

• Dimensions


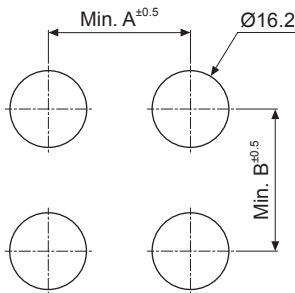















※ For panel cut-out dimensions, please refer to page A-48.

Ø16 Panel Cut-out Dimensions

Ø16 Panel Cut-out Dimensions

(unit: mm)

Type			A	B	Panel Cut-out Dimensions
Push Button Switches	Round (S16PR Series)		20	21	
	Square (S16PRS Series)		20	21	
	Rectangular (S16PRT Series)		25	21	
Selector Switches	Round (S16SR Series)		20	21	
	Square (S16SRS Series)		20	21	
	Rectangular (S16SRT Series)		25	21	
Key Selector Switches	Round (S16KR Series)		20	21	
	Square (S16KRS Series)		20	21	
	Rectangular (S16KRT Series)		25	21	
Mushroom-head Push Button Switches (S16BR Series)			24	24	
Emergency Switches (S16ER Series)			40	40	
Pilot Lights	Round (L16RR Series)		20	21	
	Square (L16RRS Series)		20	21	
	Rectangular (L16RRT Series)		25	21	