
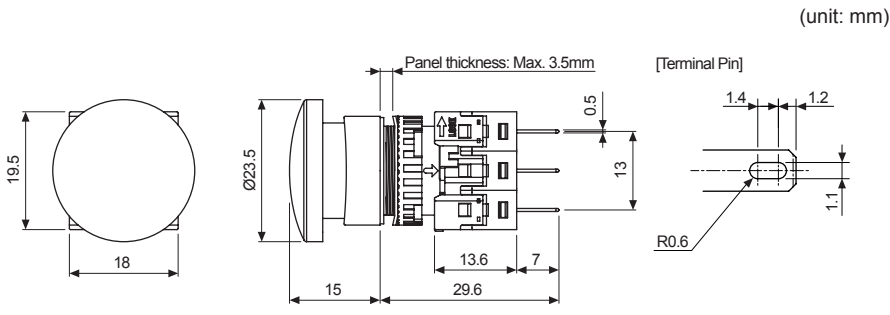

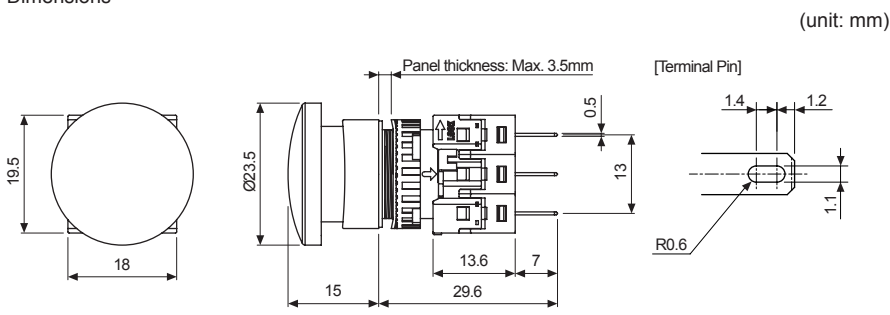


Ø16 Mushroom-head Push Button Switches


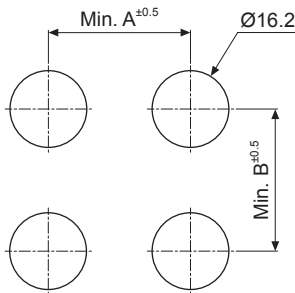













Ø16 Mushroom-head Push Button Switches (S16BR Series)

Type	Appearance	Model	Contact block	LED block
			C contact	DC voltage
Extended	 S16BR-H1G□	S16BR-H1 □C	1	—
		S16BR-H1 □2C	2	
		S16BR-H1 □3C	3	
		※□ indicates color: R , G ※The control unit, contact blocks, LED blocks are sold separately. (control unit: bold letters, contact block: regular letters)		
• Dimensions <div style="text-align: right;">(unit: mm)</div>  <p style="text-align: center;">※For panel cut-out dimensions, please refer to page A-48.</p>				
Type	Appearance	Model	Contact block	LED block
			C contact	DC voltage
Extended (illuminated)	 S16BR-H3R□	S16BR-H3 □C5	1	1 (5VDC)
		S16BR-H3 □C12		1 (12VDC)
		S16BR-H3 □C24		1 (24VDC)
		S16BR-H3 □2C5	2	1 (5VDC)
		S16BR-H3 □2C12		1 (12VDC)
		S16BR-H3 □2C24		1 (24VDC)
※□ indicates color: R , G ※The control unit, contact blocks, LED blocks are sold separately. (control unit: bold letters, contact and LED block: regular letters) ※The LED color is the same as the control unit.				
• Dimensions <div style="text-align: right;">(unit: mm)</div>  <p style="text-align: center;">※For panel cut-out dimensions, please refer to page A-48.</p>				

Ø16 Panel Cut-out Dimensions

Ø16 Panel Cut-out Dimensions

(unit: mm)

Type			A	B	Panel Cut-out Dimensions
Push Button Switches	Round (S16PR Series)		20	21	
	Square (S16PRS Series)		20	21	
	Rectangular (S16PRT Series)		25	21	
Selector Switches	Round (S16SR Series)		20	21	
	Square (S16SRS Series)		20	21	
	Rectangular (S16SRT Series)		25	21	
Key Selector Switches	Round (S16KR Series)		20	21	
	Square (S16KRS Series)		20	21	
	Rectangular (S16KRT Series)		25	21	
Mushroom-head Push Button Switches (S16BR Series)			24	24	
Emergency Switches (S16ER Series)			40	40	
Pilot Lights	Round (L16RR Series)		20	21	
	Square (L16RRS Series)		20	21	
	Rectangular (L16RRT Series)		25	21	