

# Printed-circuit board connector - GMSTB 2,5/ 4-ST-7,62 - 1767025

Please be informed that the data shown in this PDF Document is generated from our Online Catalog. Please find the complete data in the user's documentation. Our General Terms of Use for Downloads are valid (<http://phoenixcontact.com/download>)

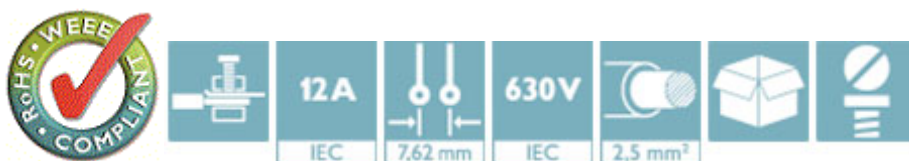
Plug component, Nominal current: 12 A, Rated voltage (III/2): 630 V, Number of positions: 4, Pitch: 7.62 mm, Connection method: Screw connection with tension sleeve, Color: green, Contact surface: Tin



The figure shows a 10-position version of the product

## Why buy this product

- Plug-in direction parallel to the conductor axis
- Plugs for 630 V applications (III/2)
- FRONT-GMSTB 2,5 plug with front screw connection



## Key Commercial Data

Packing unit	50 STK
GTIN	 4 017918 033033
GTIN	4017918033033
Weight per Piece (excluding packing)	0.008 kg
Custom tariff number	85366990
Country of origin	Germany

## Technical data

### Environmental Product Compliance

China RoHS	Hazardous substances above threshold values;
	Environmentally Friendly Use Period = 50;
	For details go to tab "Downloads", Category "Manufacturer's declaration"

### Dimensions

Length	18.2 mm
Height	15 mm
Width	28.48 mm
Pitch	7.62 mm

# Printed-circuit board connector - GMSTB 2,5/ 4-ST-7,62 - 1767025

## Technical data

### Dimensions

Dimension a	22.86 mm
-------------	----------

### General

Range of articles	GMSTB 2,5/..-ST
Type of contact	Female connector
Number of positions	4
Connection method	Screw connection with tension sleeve
Insulating material group	I
Rated surge voltage (III/3)	6 kV
Rated surge voltage (III/2)	6 kV
Rated surge voltage (II/2)	6 kV
Rated voltage (III/3)	400 V
Rated voltage (III/2)	630 V
Rated voltage (II/2)	1000 V
Connection in acc. with standard	EN-VDE
Nominal current $I_N$	12 A
Nominal cross section	2.5 mm <sup>2</sup>
Maximum load current	12 A
Insulating material	PA
Flammability rating according to UL 94	V0
Internal cylindrical gage	A3
Stripping length	7 mm
Screw thread	M3
Tightening torque, min	0.5 Nm
Tightening torque max	0.6 Nm

### Connection data

Conductor cross section solid min.	0.2 mm <sup>2</sup>
Conductor cross section solid max.	2.5 mm <sup>2</sup>
Conductor cross section flexible min.	0.2 mm <sup>2</sup>
Conductor cross section flexible max.	2.5 mm <sup>2</sup>
Conductor cross section flexible, with ferrule without plastic sleeve min.	0.25 mm <sup>2</sup>
Conductor cross section flexible, with ferrule without plastic sleeve max.	2.5 mm <sup>2</sup>
Conductor cross section flexible, with ferrule with plastic sleeve min.	0.25 mm <sup>2</sup>
Conductor cross section flexible, with ferrule with plastic sleeve max.	2.5 mm <sup>2</sup>
Conductor cross section AWG min.	24
Conductor cross section AWG max.	12
2 conductors with same cross section, solid min.	0.2 mm <sup>2</sup>
2 conductors with same cross section, solid max.	1 mm <sup>2</sup>
2 conductors with same cross section, stranded min.	0.2 mm <sup>2</sup>
2 conductors with same cross section, stranded max.	1.5 mm <sup>2</sup>

# Printed-circuit board connector - GMSTB 2,5/ 4-ST-7,62 - 1767025

## Technical data

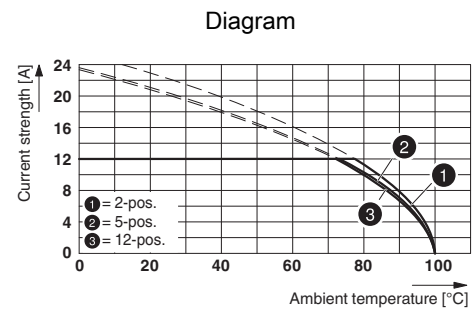
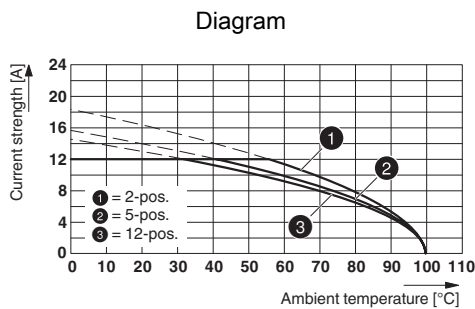
### Connection data

2 conductors with same cross section, stranded, ferrules without plastic sleeve, min.	0.25 mm <sup>2</sup>
2 conductors with same cross section, stranded, ferrules without plastic sleeve, max.	1 mm <sup>2</sup>
2 conductors with same cross section, stranded, TWIN ferrules with plastic sleeve, min.	0.5 mm <sup>2</sup>
2 conductors with same cross section, stranded, TWIN ferrules with plastic sleeve, max.	1 mm <sup>2</sup>
Minimum AWG according to UL/CUL	30
Maximum AWG according to UL/CUL	12

### Standards and Regulations

Connection in acc. with standard	EN-VDE
	CSA
Flammability rating according to UL 94	V0

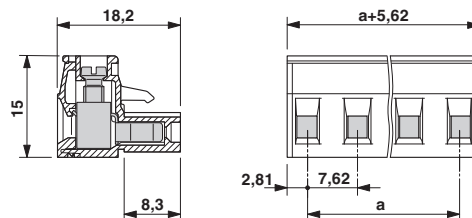
## Drawings



Type: GMSTB 2,5/...-ST-7,62 with GMSTBVA 2,5/...-G-7,62

Type: GMSTB 2,5/...-ST-7,62 with GMSTBA 2,5/...-G-7,62

### Dimensional drawing



## Classifications

eCl@ss

eCl@ss 4.0	272607xx
eCl@ss 4.1	27260701

# Printed-circuit board connector - GMSTB 2,5/ 4-ST-7,62 - 1767025

## Classifications

### eCl@ss

eCl@ss 5.0	27260701
eCl@ss 5.1	27260701
eCl@ss 6.0	27260704
eCl@ss 7.0	27440402
eCl@ss 8.0	27440309
eCl@ss 9.0	27440309

### ETIM

ETIM 3.0	EC001121
ETIM 4.0	EC002638
ETIM 5.0	EC002638

### UNSPSC

UNSPSC 6.01	30211810
UNSPSC 7.0901	39121409
UNSPSC 11	39121409
UNSPSC 12.01	39121409
UNSPSC 13.2	39121409

## Approvals


### Approvals

#### Approvals

CSA / UL Recognized / VDE Gutachten mit Fertigungsüberwachung / cUL Recognized / EAC / IECCEB CB Scheme / EAC / cULus Recognized


#### Ex Approvals

### Approval details


CSA  <a href="http://www.csagroup.org/us/en/services/testing-and-certification/certified-product-listing">http://www.csagroup.org/us/en/services/testing-and-certification/certified-product-listing</a> 13631		
	B	D
mm <sup>2</sup> /AWG/kcmil	28-12	28-12
Nominal current I <sub>N</sub>	10 A	10 A
Nominal voltage U <sub>N</sub>	300 V	300 V

# Printed-circuit board connector - GMSTB 2,5/ 4-ST-7,62 - 1767025


## Approvals

UL Recognized  <http://database.ul.com/cgi-bin/XYV/template/LISEXT/1FRAME/index.htm> FILE E 60425

	B	D
mm <sup>2</sup> /AWG/kcmil	30-12	30-12
Nominal current IN	15 A	10 A
Nominal voltage UN	300 V	300 V


VDE Gutachten mit Fertigungsüberwachung  <http://www.vde.de> 40004701

mm <sup>2</sup> /AWG/kcmil	0.2-2.5
Nominal current IN	12 A
Nominal voltage UN	400 V

cUL Recognized  <http://database.ul.com/cgi-bin/XYV/template/LISEXT/1FRAME/index.htm> FILE E 60425

	B	D
mm <sup>2</sup> /AWG/kcmil	30-12	30-12
Nominal current IN	15 A	10 A
Nominal voltage UN	300 V	300 V

EAC EAC-Zulassung

IECEE CB Scheme  <http://www.iecee.org/> DE1-56062-B1B2

mm <sup>2</sup> /AWG/kcmil	0.2-2.5
Nominal current IN	12 A
Nominal voltage UN	400 V

EAC B.01742

cULus Recognized  <http://database.ul.com/cgi-bin/XYV/template/LISEXT/1FRAME/index.htm>

## Printed-circuit board connector - GMSTB 2,5/ 4-ST-7,62 - 1767025

### Accessories

#### Accessories

#### Cable housing

Cable housing - KGG-MSTB 2,5/ 6 - 1803905



Cable housing, Pitch: 0 mm, Number of positions: 6, Dimension a: 30 mm, Color: green

---

#### Coding element

Coding profile - CP-MSTB - 1734634



Coding profile, is inserted into the slot on the plug or inverted header, red insulating material

---

#### Labeled terminal marker

Marker card - SK 7,62/3,8:FORTL.ZAHLEN - 0804549



Marker card, Card, white, labeled, Horizontal: Consecutive numbers 1 - 10, 11 - 20, etc. up to 91 - 100, Mounting type: Adhesive, for terminal block width: 7.62 mm, Lettering field: 7.62 x 3.8 mm

---

#### Marker pen

Marker pen - B-STIFT - 1051993



Marker pen, for manual labeling of unprinted Zack strips, smear-proof and waterproof, line thickness 0.5 mm

---

#### Screwdriver tools

## Printed-circuit board connector - GMSTB 2,5/ 4-ST-7,62 - 1767025

### Accessories

Screwdriver - SZS 0,6X3,5 - 1205053



Actuation tool, for ST terminal blocks, insulated, also suitable for use as a bladed screwdriver, size: 0.6 x 3.5 x 100 mm, 2-component grip, with non-slip grip

---

### Additional products

Base strip - GMSTB 2,5/ 4-G-7,62 - 1766149

Header, Nominal current: 12 A, Rated voltage (III/2): 630 V, Number of positions: 4, Pitch: 7.62 mm, Color: green, Contact surface: Tin, Mounting: Wave soldering



---

Base strip - GMSTBA 2,5/ 4-G-7,62 - 1766259

Header, Nominal current: 12 A, Rated voltage (III/2): 630 V, Number of positions: 4, Pitch: 7.62 mm, Color: green, Contact surface: Tin, Mounting: Wave soldering



---

Base strip - GMSTBV 2,5/ 4-G-7,62 - 1766589

Header, Nominal current: 12 A, Rated voltage (III/2): 630 V, Number of positions: 4, Pitch: 7.62 mm, Color: green, Contact surface: Tin, Mounting: Wave soldering



---

Base strip - GMSTBVA 2,5/ 4-G-7,62 - 1766796

Header, Nominal current: 12 A, Rated voltage (III/2): 630 V, Number of positions: 4, Pitch: 7.62 mm, Color: green, Contact surface: Tin, Mounting: Wave soldering



---

Base strip - GMSTBA 2,5/ 4-G-7,62 PIN 9,5 - 1879625

Header, Nominal current: 12 A, Number of positions: 4, Pitch: 7.62 mm, Color: green, Contact surface: Tin, Mounting: Wave soldering, Pin length: 9.5 mm

## Printed-circuit board connector - GMSTB 2,5/ 4-ST-7,62 - 1767025

### Accessories

---

---

Phoenix Contact 2016 © - all rights reserved  
<http://www.phoenixcontact.com>