

MULTIFIX® 60 Universal Bus Bar Carriers

Components for 60mm Systems

MULTIFIX® 60 is a system for energy distribution comprising a variety of modular combinable components. The energy distribution is carried out via copper bus bars in a 60 mm bus bar system up to 630 A, 400 V AC, 500 V AC, 690 V AC, 45–62 Hz. Short circuit withstand tested to VDE 0660 part 500 and IEC 60439-1.

MULTIFIX® 60 is suitable for triple pole, quadruple pole and quintuple pole applications.

The components of the MULTIFIX® 60 system are mounted directly without drilling. This method offers high flexibility for extension and alteration of existing installations -> reduced installation time.

MULTIFIX® 60 bus bar carriers are modular devices, single pole, double pole, triple pole, quadruple pole and quintuple pole combinations can be modified with a minimum number of system components.

The universal bus bar carrier is designed for bus bars with thickness of 5 mm or 10 mm retaining unchanged height of supporting edge without use of additional accessories (distance pieces).

The 2-hole fixing and 4-hole fixing modular system concept provides the carrier for use in distribution units with central cover and for installation on to subplates.

Features Benefits

- For bus bars with width 12 - 30 mm and thickness 5 - 10 mm
- Universal bus bar carrier for installation of bus bars with thickness of 5 or 10 mm Retaining unchanged height of supporting edge
- For bus bars with width 12, 15, 20 and 30 mm
- Free of halogen, phosphor, silicon and CFC
Marked for classified recycling

Applications

- Panel board builders
- Control system engineering
- Industrial plants
- Heating & air conditioning systems

Technical data overview

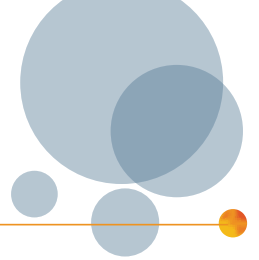
Volt (VAC)	690 VAC
Ampere Range (A)	2 ... 630 A



Standards

in accordance with IEC/EN 60439-1
and VDE 0660 part 500





Product range



1.002.100

Universal bus bar carriers triple pole

Catalog number	Reference number	Design	Weight kg ¹⁾	Package
1.002.100	J1026452	universal bus bar carrier for bus bars with width 5 and 10 mm 2 internal fixing holes two 25 mm self tapping fixing screws	0.12	10



1.002.101



1.002.102

Universal bus bar carriers single pole

Catalog number	Reference number	Design	Weight kg ¹⁾	Package
1.002.101	K1026453	universal bus bar carrier for bus bars with width 5 and 10 mm attachable to art.no. 1.002.100 left and/or right for extension to 4- or 5-pole bus bar carrier one 25 mm self tapping fixing screw	0.05	10
1.002.102	L1026454	universal bus bar carrier for bus bars with width 5 and 10 mm for individual installation two 25 mm self tapping fixing screws	0.04	10



1.002.103



1.002.104

End cover for universal bus bar carrier triple pole

Catalog number	Reference number	Design	Weight kg ¹⁾	Package
1.002.103	J1026498	touch protection single (1 x 90° angle) yellow with warning label	0.01	10
1.002.104	K1026499	touch protection with lateral cover (2 x 90° angle), yellow with warning label	0.02	10



1.002.105



1.002.106

End cover for universal bus bar carrier single pole

Catalog number	Reference number	Design	Weight kg ¹⁾	Package
1.002.105	M1026501	touch protection single (1 x 90° angle) yellow with warning label	0.006	10
1.002.106	N1026502	touch protection with lateral cover (2 x 90° angle), yellow with warning label	0.007	10



1.002.109

External fixing device

Catalog number	Reference number	Design	Weight kg ¹⁾	Package
1.002.109	R1026505	external additional fixing device for bus bar carrier triple pole art.no. 1.002.100 (with self tapping fixing screw 10mm)	0.006	20



1.002.107 1.002.108

Fixing screws

Catalog number	Reference number	Design	Weight kg ¹⁾	Package
1.002.107	P1026503	self tapping fixing screw 25 mm	0.004	20
1.002.108	Q1026504	self tapping fixing screw 10 mm	0.002	20



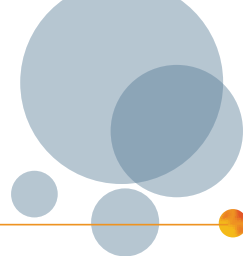
1.002.110

Connection piece for bus bar carrier double pole

Catalog number	Reference number	Design	Weight kg ¹⁾	Package
1.002.110	S1026506	connection piece for assembly of bus bar carrier double pole with two pieces bus bar carrier single pole art.no. 1.002.101	0.006	20

1) weight in kg per piece or set including package

MULTIFIX® 60 Universal Bus Bar Carriers

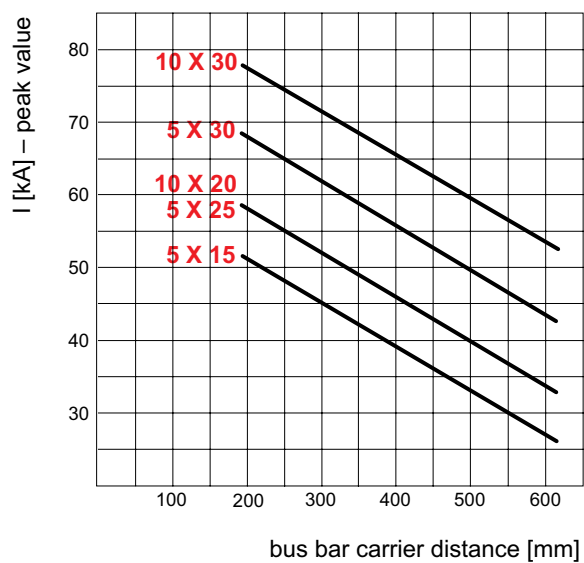


Technical data in accordance with EN / IEC 60947

	Universal bus bar carrier
Rated operational voltage U_n	690 V
Track resistance/comperative tracking index	CTI 600
Fire resistance	UL 94-V0
Temperature resistance	200 °C
Glow wire test	960 °C

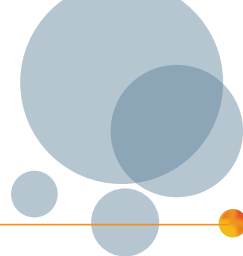
Dimensions

Short circuit resistance for MULTIFIX® 60 (SCR MF60)



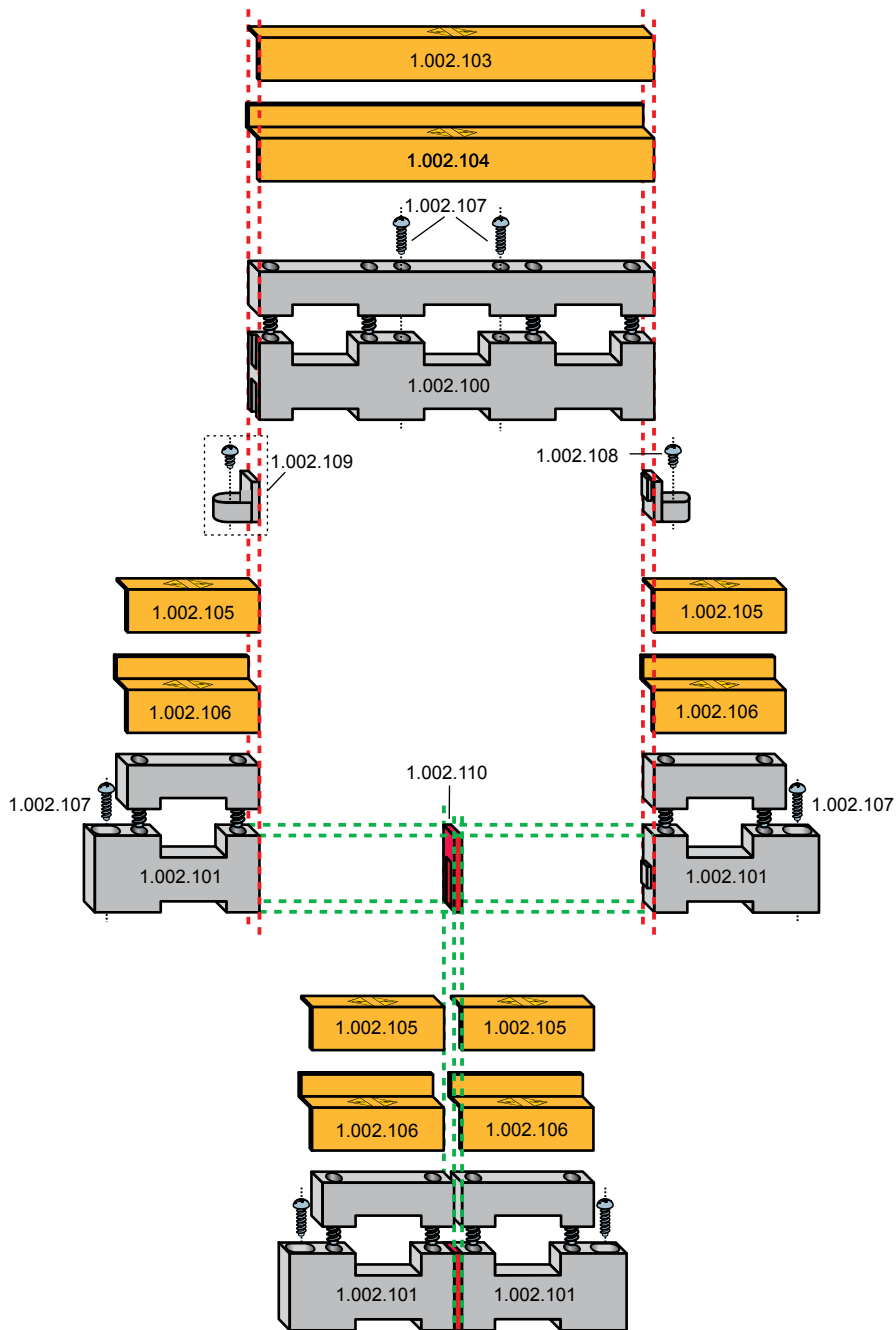
Dimensions in mm

MULTIFIX® 60 Universal Bus Bar Carriers



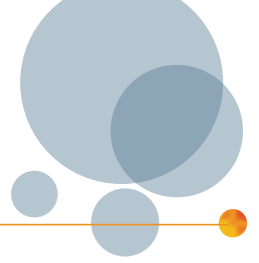
Dimensions

Combinations for universal bus bar carriers MULTIFIX® 60 (E 1.003.500)



Dimensions in mm

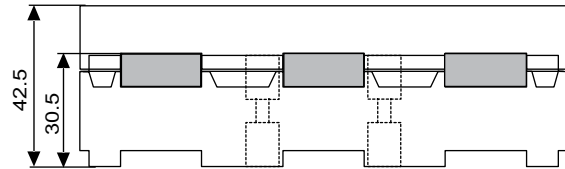
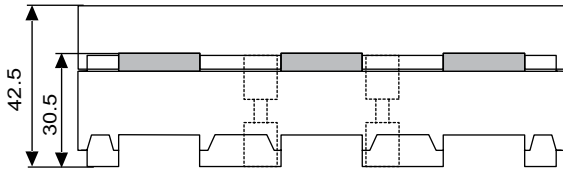
MULTIFIX® 60 Universal Bus Bar Carriers



Dimensions

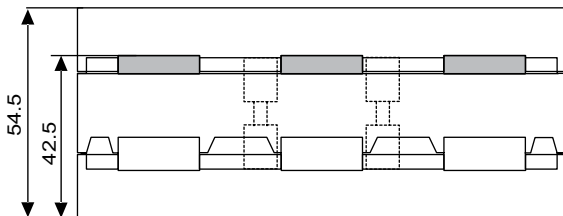
Bus bar carrier for universal application for bus bars with thickness 5mm or 10mm retaining unchanged height of supporting edge (M02048)

standard installation height



variety for special height

for additional bottom vacancy – upper part bus bar carrier is placed underneath

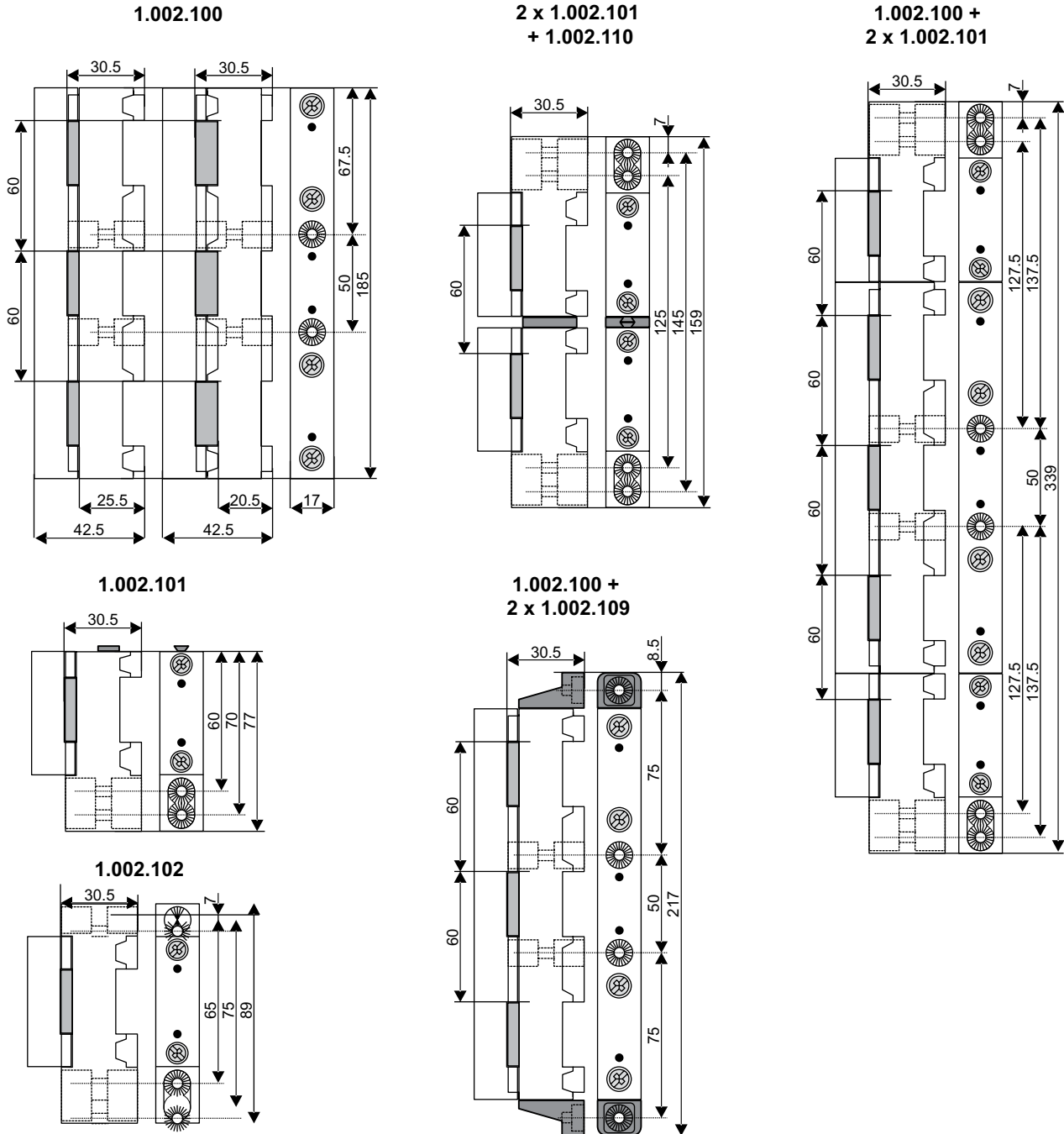


Dimensions in mm

MULTIFIX® 60 Universal Bus Bar Carriers

Dimensions

Bus bar carrier for universal application single pole, double pole, triple pole, quadruple pole (M02039)



Dimensions in mm