

IEC Low Voltage General Purpose Protection


NH fuse-links Plain blades

Sizes 000 to 3 gG 500VAC SGL from 2 to 630A

The NH system is classified among plug-in fuse systems and is composed of:

- fuse-base, (possibly including terminal covers and phase barriers)
- fuse-link with blade contact
- fuse-link replacement device (LV HRC fuse puller)

Since the design of this system cannot guarantee non-interchangeability of rated current, it must be handled by a qualified professional.



Benefits

Dimensions according to DIN 43 620
Parts 1 to 4 standard

Isolated metal gripping lugs (SGL)

Double indicator

Lead free contact blades

Applications

gG: general purpose cable and line protection

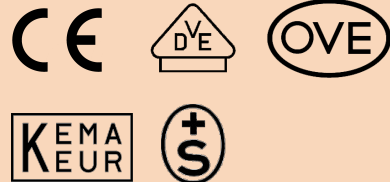


Approvals

DIN 57636 Part 201

VDE 0636 Part 201

IEC 60269-1 and -2



Related products

Fuse-holders: NH fuse bases

NH fuse switch disconnectors

IEC Low Voltage General Purpose Protection

NH fuse-links Plain blades

Sizes 000 to 3 gG 500VAC SGL from 2 to 630A



Sizes 000 to 1

Size	Rated Voltage (V)	Nominal Current (A)	Watts Loss @ 100% In (W)	Previous reference	Catalog Number	Reference Number	Weight (g)	Pack.
000	500	2	1.9	1F613.	NH000GG50V2-1	C219652	140	3
000	500	4	1.5	1F619.	NH000GG50V4-1	N205770	140	3
000	500	6	1.6	1F623.	NH000GG50V6-1	P212464	140	3
000	500	10	1.1	1F631.	NH000GG50V10-1	V215528	140	3
000	500	16	1.8	1F635.	NH000GG50V16-1	F213997	140	9
000	500	20	2.3	1F637.	NH000GG50V20-1	F218091	140	9
000	500	25	2.4	1F639.	NH000GG50V25-1	K200638	140	9
000	500	32	3.1	1F643.	NH000GG50V32-1	D213489	140	9
000	500	35	3.0	1F645.	NH000GG50V35-1	G201187	140	9
000	500	40	3.7	1F647.	NH000GG50V40-1	D219653	140	9
000	500	50	4.1	1F651.	NH000GG50V50-1	C222849	140	9
000	500	63	5.4	1F655.	NH000GG50V63-1	R212466	140	9
000	500	80	6.5	1F659.	NH000GG50V80-1	N215016	140	9
000	500	100	7.5	1F663.	NH000GG50V100-1	J201189	140	9
00	500	125	10.0	1F765.	NH00GG50V125-1	V200808	200	3
00	500	160	12.3	1F769.	NH00GG50V160-1	W201867	200	3
0	500	6	1.6	1F023.	NH0GG50V6-1	B212636	260	3
0	500	10	1.1	1F031.	NH0GG50V10-1	M213152	260	3
0	500	16	1.8	1F035.	NH0GG50V16-1	E213651	260	3
0	500	20	2.3	1F037.	NH0GG50V20-1	L214163	260	3
0	500	25	2.4	1F039.	NH0GG50V25-1	P214672	260	3
0	500	32	3.1	1F043.	NH0GG50V32-1	V215183	260	3
0	500	35	3.0	1F045.	NH0GG50V35-1	W215690	260	3
0	500	40	3.7	1F047.	NH0GG50V40-1	C216202	260	3
0	500	50	4.1	1F051.	NH0GG50V50-1	A216706	260	3
0	500	63	6.6	1F055.	NH0GG50V63-1	N217224	260	3
0	500	80	8.0	1F059.	NH0GG50V80-1	T217735	260	3
0	500	100	9.4	1F063.	NH0GG50V100-1	D218250	260	3
0	500	125	11.8	1F065.	NH0GG50V125-1	S218769	260	3
0	500	160	14.6	1F069.	NH0GG50V160-1	F219287	260	3
1	500	16	1.8	1F135.	NH1GG50V16-1	H219818	290	3
1	500	20	2.3	1F137.	NH1GG50V20-1	T222496	290	3
1	500	25	2.4	1F139.	NH1GG50V25-1	K223017	290	3
1	500	32	3.1	1F143.	NH1GG50V32-1	R200805	290	3
1	500	35	3.0	1F145.	NH1GG50V35-1	G201348	290	3
1	500	40	3.7	1F147.	NH1GG50V40-1	Q211085	290	3
1	500	50	4.1	1F151.	NH1GG50V50-1	L212116	290	3
1	500	63	6.6	1F155.	NH1GG50V63-1	N213153	290	3
1	500	80	8.0	1F159.	NH1GG50V80-1	M214164	290	3
1	500	100	9.4	1F163.	NH1GG50V100-1	W215184	290	3
1	500	125	11.8	1F165.	NH1GG50V125-1	T236043	420	3
1	500	160	14.6	1F169.	NH1GG50V160-1	B216707	420	3
1	500	200	18.0	1F171.	NH1GG50V200-1	P217225	420	3
1	500	224	19.0	1F173.	NH1GG50V224-1	V217736	420	3
1	500	250	20.0	1F175.	NH1GG50V250-1	E218251	420	3

IEC Low Voltage General Purpose Protection

NH fuse-links Plain blades

Sizes 000 to 3 gG 500VAC SGL from 2 to 630A



Sizes 2 to 3

Size	Rated Voltage (V)	Nominal Current (A)	Watts Loss @ 100% In (W)	Previous reference	Catalog Number	Reference Number	Weight (g)	Pack.
2	500	25	2.4	1F239.	NH2GG50V25-1	J219819	420	3
2	500	32	3.1	1F243.	NH2GG50V32-1	V222497	420	3
2	500	35	3.0	1F245.	NH2GG50V35-1	L223018	420	3
2	500	40	3.7	1F247.	NH2GG50V40-1	S200806	420	3
2	500	50	4.1	1F251.	NH2GG50V50-1	H201349	420	3
2	500	63	6.8	1F255.	NH2GG50V63-1	T201865	420	3
2	500	80	8.3	1F259.	NH2GG50V80-1	F211605	420	3
2	500	100	10.7	1F263.	NH2GG50V100-1	P213154	420	3
2	500	125	12.2	1F265.	NH2GG50V125-1	N214165	420	3
2	500	160	15.0	1F269.	NH2GG50V160-1	X215185	420	3
2	500	200	18.5	1F271.	NH2GG50V200-1	E216204	420	3
2	500	224	19.2	1F273.	NH2GG50V224-1	Q217226	420	3
2	500	250	20.6	1F275.	NH2GG50V250-1	F218252	420	3
2	500	300	21.0	1F277.	NH2GG50V300-1	H219289	640	3
2	500	315	25.0	1F279.	NH2GG50V315-1	K219820	640	3
2	500	355	31.5	1F281.	NH2GG50V355-1	M223019	640	3
2	500	400	28.5	1F283.	NH2GG50V400-1	T200807	640	3
3	500	250	21.1	1F375.	NH3GG50V250-1	J201350	650	1
3	500	300	20.0	1F377.	NH3GG50V300-1	S211087	650	1
3	500	315	25.0	1F379.	NH3GG50V315-1	G211606	650	1
3	500	355	32.0	1F381.	NH3GG50V355-1	E212639	650	1
3	500	400	34.0	1F383.	NH3GG50V400-1	H213654	1050	1
3	500	425	34.0	1F385.	NH3GG50V425-1	S214675	1050	1
3	500	450	38.0	1F386.	NH3GG50V450-1	Z215693	1050	1
3	500	500	43.0	1F387.	NH3GG50V500-1	F216205	1050	1
3	500	630	43.1	1F389.	NH3GG50V630-1	D216709	1050	1

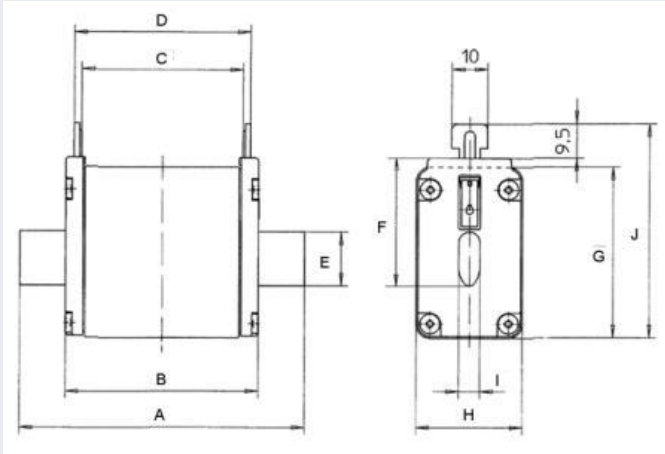
IEC Low Voltage General Purpose Protection

NH fuse-links Plain blades

Sizes 000 to 3 gG 500VAC SGL from 2 to 630A



Dimensions (mm)



Size	Nominal Current (A)	A	B	C	D	E	F	G	H	I	J
000	2-100	78	53.4	45.7	49.7	15	35	40.5	20.8	6	52.5
00	125-160	79	53.5	44.8	49	15	35	47.5	29.5	6	59.5
0	2-160	125	67.5	62.5	66.7	15	35	47.5	29.5	6	59.5
1	16-100	135	71.5	62.8	67	15	40	47.5	29.5	6	64.5
1	125-250	135	73.4	63	67.2	20	40	52.5	39.5	6	64.5
2	16-250	150	73.4	63	67.2	20	48	52.5	39.5	6	72.5
2	300-400	150	73.4	63	67.2	26	48	60	51	6	72
3	250-400	150	73.4	63	68	26	60	60	51	6	83.5
3	425-630	150	73.4	63	68	33	60	74	70	6	86

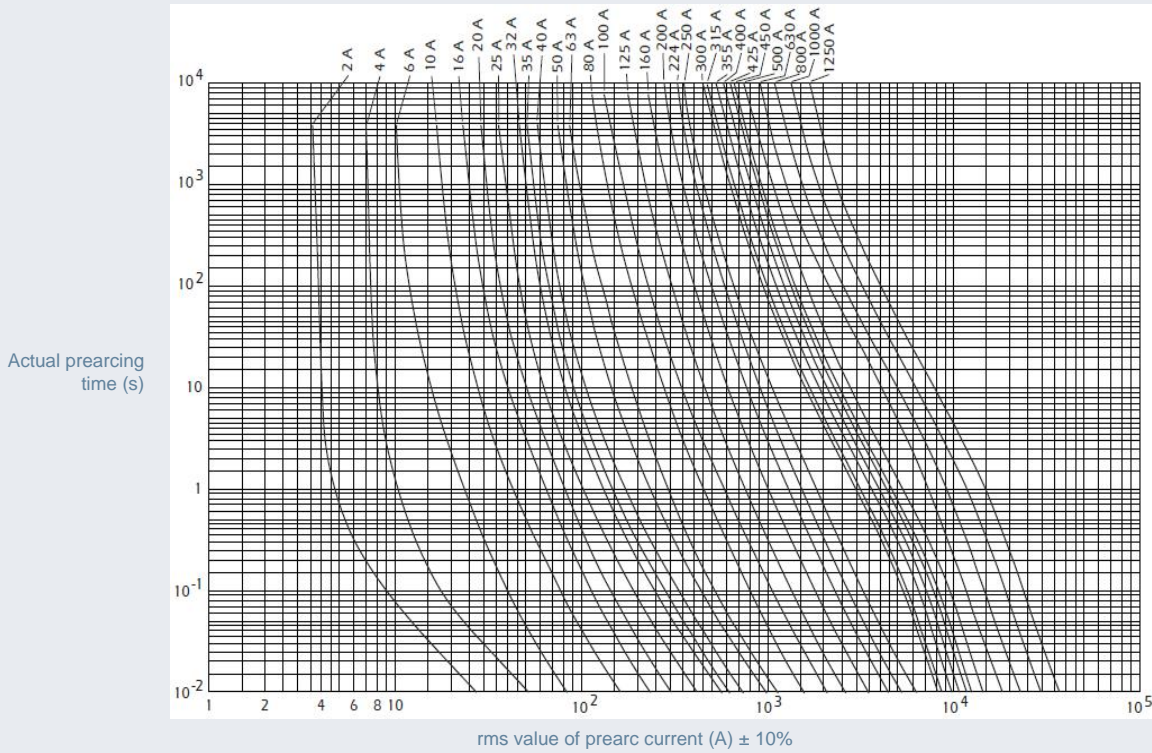
IEC Low Voltage General Purpose Protection

NH fuse-links Plain blades

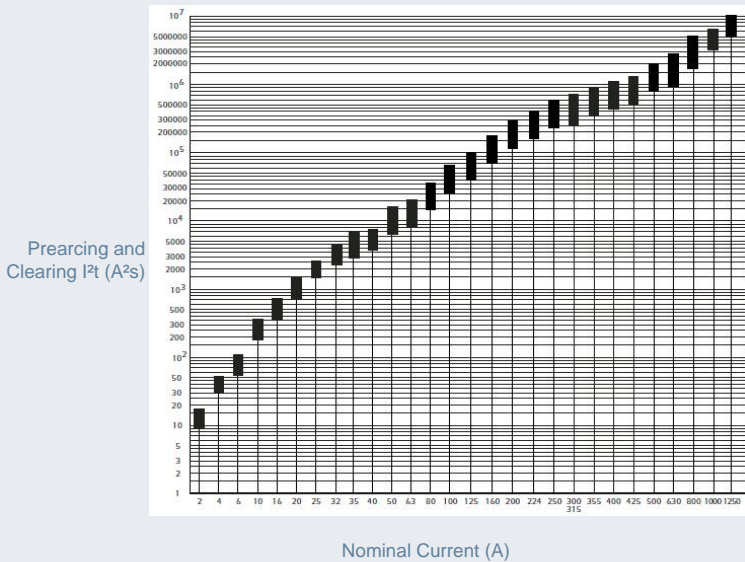
Sizes 000 to 3 gG 500VAC SGL from 2 to 630A



Time current characteristics



Characteristics I²t



Peak let thru characteristics

