



■ Features :

- AC input active surge current limiting
- AC input range selected by switch
- Protections: Short circuit / Overload / Over voltage / Over temperature
- Forced air cooling by built-in DC ball bearing fan
- Built-in remote sense function
- LED indicator for power on
- UL approved
- 2 years warranty

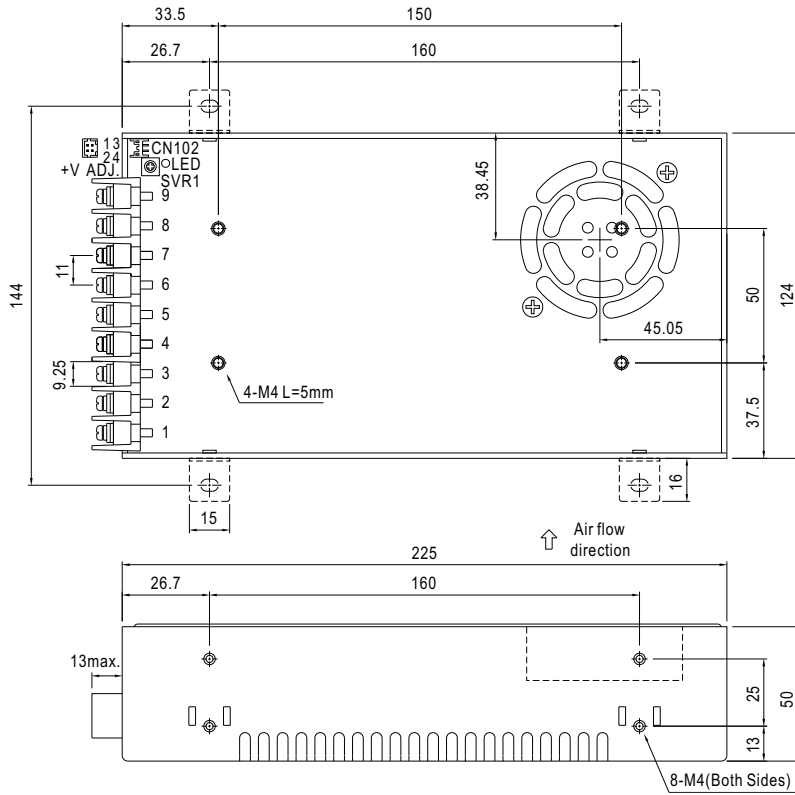


SPECIFICATION

| MODEL | SE-450-3.3 | SE-450-5 | SE-450-12 | SE-450-15 | SE-450-24 | SE-450-36 | SE-450-48 | |
|---------------------|--|---|--------------|--------------|--------------|--------------|--------------|--------------|
| OUTPUT | DC VOLTAGE | 3.3V | 5V | 12V | 15V | 24V | 36V | 48V |
| | RATED CURRENT | 75A | 75A | 37.5A | 30A | 18.8A | 12.5A | 9.4A |
| | CURRENT RANGE | 0 ~ 75A | 0 ~ 75A | 0 ~ 37.5A | 0 ~ 30A | 0 ~ 18.8A | 0 ~ 12.5A | 0 ~ 9.4A |
| | RATED POWER | 247.5W | 375W | 450W | 450W | 451.2W | 450W | 451.2W |
| | RIPPLE & NOISE (max.) Note.2 | 200mVp-p | 200mVp-p | 200mVp-p | 200mVp-p | 200mVp-p | 200mVp-p | 200mVp-p |
| | VOLTAGE ADJ. RANGE | 2.97 ~ 3.63V | 4.5 ~ 5.5V | 10.8 ~ 13.5V | 13.5 ~ 16.5V | 21.6 ~ 28.5V | 32.4 ~ 39.6V | 43.2 ~ 52.8V |
| | VOLTAGE TOLERANCE Note.3 | ±3.0% | ±3.0% | ±1.0% | ±1.0% | ±1.5% | ±1.0% | ±1.0% |
| | LINE REGULATION | ±0.5% | ±0.5% | ±0.3% | ±0.3% | ±0.2% | ±0.2% | ±0.2% |
| | LOAD REGULATION | ±2.0% | ±2.0% | ±0.5% | ±0.5% | ±0.5% | ±0.5% | ±0.5% |
| | SETUP, RISE TIME | 1500ms, 50ms/230VAC 1500ms, 50ms/115VAC at full load | | | | | | |
| HOLD UP TIME (Typ.) | 16ms/230VAC 12ms/115VAC at full load | | | | | | | |
| INPUT | VOLTAGE RANGE | 90 ~ 132VAC / 180 ~ 264VAC selected by SW 254 ~ 370VDC | | | | | | |
| | FREQUENCY RANGE | 47 ~ 63Hz | | | | | | |
| | EFFICIENCY (Typ.) | 74% | 78% | 83% | 84% | 86% | 86% | 88% |
| | AC CURRENT (Typ.) | 10A/115VAC 6A/230VAC | | | | | | |
| | INRUSH CURRENT (Typ.) | 35A/115VAC 55A/230VAC | | | | | | |
| | LEAKAGE CURRENT | <2.5mA / 240VAC | | | | | | |
| PROTECTION | OVERLOAD | 105 ~ 150% rated output power Protection type : Shut down o/p voltage, re-power on to recovery | | | | | | |
| | OVER VOLTAGE | 3.8 ~ 4.6V | 5.75 ~ 6.75V | 13.8 ~ 16.2V | 18 ~ 21V | 32 ~ 36V | 45 ~ 52V | 57.6 ~ 67.2V |
| | OVER TEMPERATURE | Shut down o/p voltage, recovers automatically after temperature goes down | | | | | | |
| ENVIRONMENT | WORKING TEMP. | -10 ~ +60°C (Refer to "Derating Curve") | | | | | | |
| | WORKING HUMIDITY | 20 ~ 90% RH non-condensing | | | | | | |
| | STORAGE TEMP., HUMIDITY | -40 ~ +85°C, 10 ~ 95% RH | | | | | | |
| | TEMP. COEFFICIENT | ±0.05%/°C (0 ~ 50°C) | | | | | | |
| | VIBRATION | 10 ~ 500Hz, 2G 10min./1cycle, 60min. each along X, Y, Z axes | | | | | | |
| SAFETY | SAFETY STANDARDS | UL60950-1 approved | | | | | | |
| | WITHSTAND VOLTAGE | I/P-O/P:3KVAC I/P-FG:2KVAC O/P-FG:0.5KVAC | | | | | | |
| | ISOLATION RESISTANCE | I/P-O/P, I/P-FG, O/P-FG:100M Ohms / 500VDC / 25°C / 70% RH | | | | | | |
| OTHERS | MTBF | 200K hrs min. MIL-HDBK-217F (25°C) | | | | | | |
| | DIMENSION | 225*124*50mm (L*W*H) | | | | | | |
| | PACKING | 1.25Kg;12PCS/16Kg/1CUFT | | | | | | |
| NOTE | <p>1. All parameters NOT specially mentioned are measured at 230VAC input, rated load and 25°C of ambient temperature.</p> <p>2. Ripple & noise are measured at 20MHz of bandwidth by using a 12" twisted pair-wire terminated with a 0.1uf & 47uf parallel capacitor.</p> <p>3. Tolerance : includes set up tolerance, line regulation and load regulation.</p> | | | | | | | |

Mechanical Specification

Case No.926A Unit:mm



Terminal Pin No. Assignment :

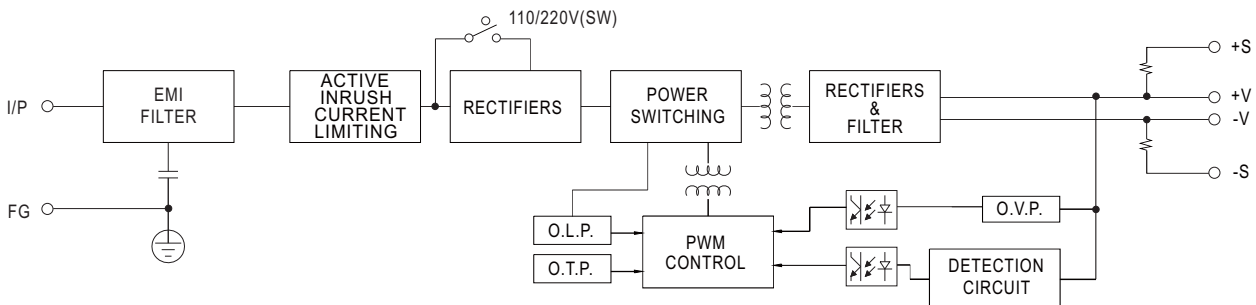
| Pin No. | Assignment | Pin No. | Assignment |
|---------|------------|---------|--------------|
| 1 | AC/L | 4~6 | DC OUTPUT -V |
| 2 | AC/N | 7~9 | DC OUTPUT +V |
| 3 | FG \perp | | |

Function Connector(CN102):HRS DF11-4DP-2DS or equivalent

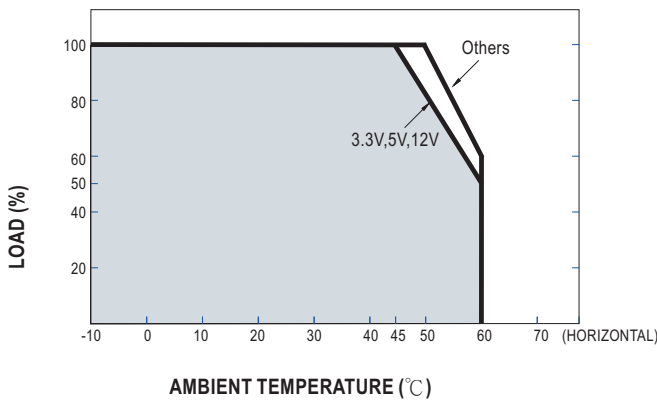
| Pin No. | Status | Mating Housing | Terminal |
|---------|--------|----------------|---------------|
| 1 3 | +S | HRS DF11-4DS | HRS DF11-**SC |
| 2 4 | -S | or equivalent | or equivalent |

Block Diagram

fosc : 100KHz



Derating Curve



Static Characteristics

