

Overview ..... 0

Cabinets ..... 1

Wall mounted cases ..... 2

Accessories for cabinets and wall mounted cases 3

Climate control 4

Desk-top cases 5

Subracks/ 19" chassis ... 6

Front panels, plug-in units .. 7

Systems ..... 8

Power supply units ..... 9

Backplanes .. 10

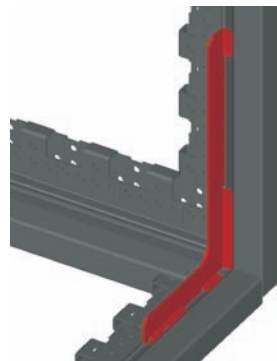
Connectors, front panel component system ..... 11

Appendix .... 12

## Cabinets - VARISTAR Seismic



01008007



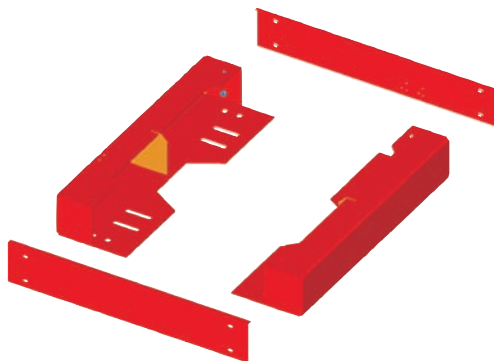
Welded basic frame with strengthening brackets

01008062



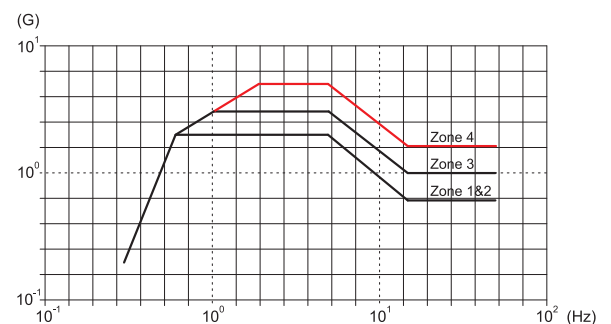
Bellcore test in laboratory

01008008



Seismic base with NEBS fixing

01008063



Test results

01005083



Downloads and further important information can be found on the Internet under [www.schroff.biz](http://www.schroff.biz)

## The earthquake-resistant cabinet

- Earthquake resistance tested to Bellcore zone 4 with a dynamic load-carrying capacity of 250 kg
- Customised solutions with higher loading are available
- Optional EMC shielding up to 60 dB at 1 GHz, 40 dB at 3 GHz

VARISTAR  
Platform ..... 1.4  
Dimensions ..... 1.8

VARISTAR Seismic  
IP 20 ..... 1.86  
IP 55 and EMC .. 1.87

Accessories  
19" panel/slide  
mount ..... 1.88  
19" fixing  
materials kit,  
M6 ..... 1.88  
Slide rails ..... 1.89  
19" shelves ..... 1.90  
Depth members . 1.93  
C horizontal rails 1.93  
Cable ties,  
Velcro ..... 1.95

ServicePLUS .. 1.96  
IP 20 ..... 1.98  
IP 55 ..... 1.102  
EMC ..... 1.106  
Interior  
configuration... 1.110

VARISTAR  
Electronics ..... 1.10  
VARISTAR  
EMC ..... 1.54  
VARISTAR  
Datacom and  
Networking ..... 1.124  
VARISTAR air/  
water heat  
exchanger ..... 1.224



### Seismic cabinets off-the-shelf

- Earthquake-resistant up to Bellcore Zone 4
- Versions
  - IP 20
  - IP 55 with EMC shielding

01005018



### ServicePLUS from page 1.96

- e.g. individual configuration and assembly
- e.g. modifications (cut-outs, special colours)
- e.g. custom solutions (special sizes)

[www.schroff.biz/ServicePLUS](http://www.schroff.biz/ServicePLUS)

30407004

# Cabinets - VARISTAR Seismic

## VARISTAR Seismic, IP 20



01005018

- Earthquake-resistant up to Bellcore Zone 4
- Dynamic load-carrying capacity of 250 kg
- Doors with 3-point locking and screw-fixed side panels
- Static load-carrying capacity 800 kg (Heavy-Duty)

### Delivery comprises (assembled)

Item	Qty	Description
1	1	Welded basic frame, Heavy-Duty, St profile, RAL 7021, with strengthening brackets
2	1	Earthquake base, St, RAL 7021
3	1	Top cover, raised, St, RAL 7021
4	1	Front door, St, RAL 7035, 180° hinge, 3-point locking, lever handle
5	1	Rear panel, screw fixed, St, RAL 7035
6	2	Side panel, screw fixed, St, RAL 7035
7	1	Base plate, multi-piece, St, RAL 7021, open at the rear
8	2	19" panel/slide mount with EIA cut-outs, AlZn, assembled at front, depth-adjustable in 25 mm increments
9	1	GND/earthing kit, enclosed loose

### Order Information

Height U	Height H mm	Width W mm	Depth D mm	Part no.
38	1900	600	800	10130-189
42	2100	600	600	10130-023
42	2100	600	800	10130-188

**DIN profile half cylinder, common locking for lever handle** (1 key fits all locks) incl. 2 keys 25127-995

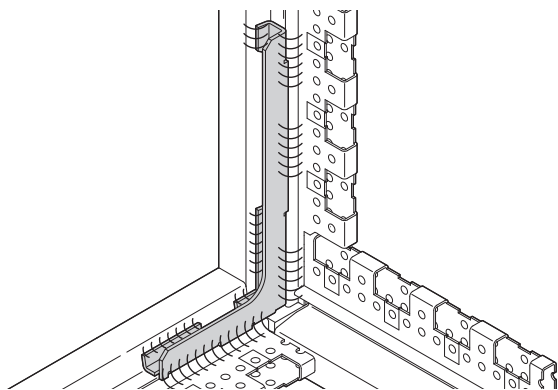
**Lifting eye for raised top cover** PU 4 pieces 23130-085

### Note

- Other dimensions and versions available on request
- For assembly of shelves and slide rails another pair of panel/slide mounts is necessary, see page 1.88

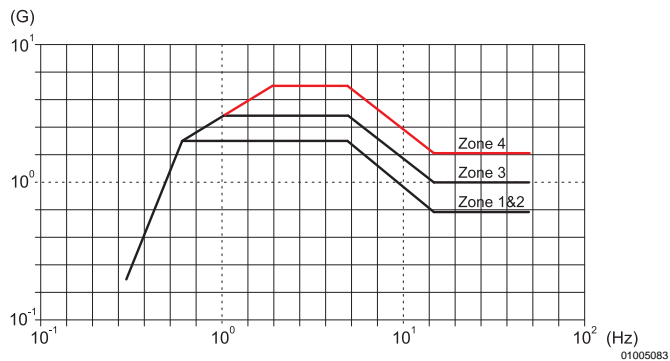


For further information [www.schroff.biz/oneclick](http://www.schroff.biz/oneclick)  
oneClick search code = Part no.



01005084

Welded basic frame with strengthening brackets



01005083

Bellcore test



ServicePLUS see page 1.96

# Cabinets - VARISTAR Seismic

## VARISTAR Seismic, IP 55 and EMC



- Earthquake secure (up) to Bellcore Zone 4
- Shielding 60 dB at 1 GHz, 40 dB at 3 GHz (tested to IEC 61587-3)
- Dynamic load-carrying capacity of 250 kg
- Doors with 4-point locking and screw-fixed side panels
- Static load-carrying capacity 800 kg (Heavy-Duty)

### Delivery comprises (assembled)

Item	Qty	Description
1	1	Welded basic frame, Heavy-Duty, St profile, RAL 7021, with strengthening brackets
2	1	Earthquake base, St, RAL 7021
3	1	EMC, flat top cover, flush, St, finish AlZn, exterior RAL 7021
4	1	Front door, St, finish AlZn, powder-coated RAL 7035, 180° hinge, 4-point locking, lever handle
5	1	Rear panel, screw fixed, St, finish AlZn, powder-coated RAL 7035
6	2	Side panel, screw fixed, St, finish AlZn, powder-coated RAL 7035
7	1	Base plate, one-piece, St, finish AlZn
8	2	19" panel/slide mount with EIA perforation, St, finish AlZn, front mounted, depth-adjustable in 25 mm increments
9	1	GND/earthing kit, enclosed loose

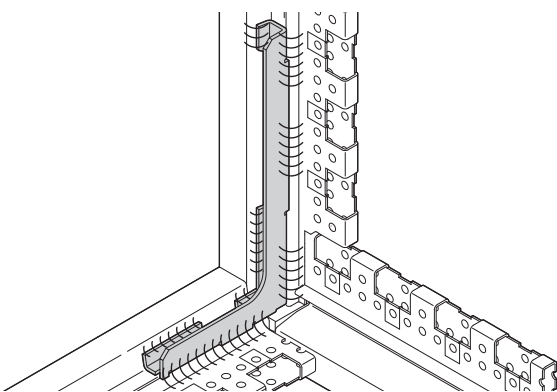
### Order Information

Height U	Height H mm	Width W mm	Depth D mm	Part no.
42	2100	600	800	10130-195
<b>DIN profile half cylinder, common locking</b> for lever handle (1 key fits all locks) incl. 2 keys				25127-995
<b>Lifting eye for top cover</b> PU 4 pieces				23130-072

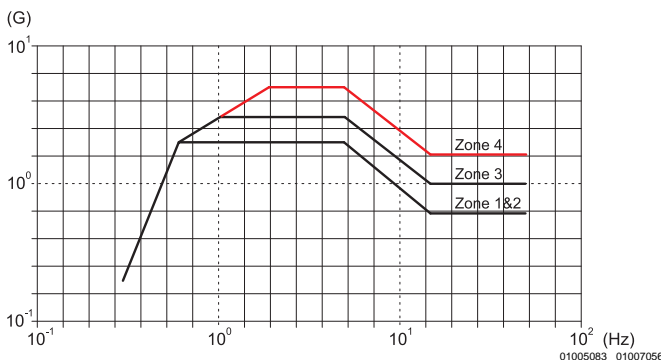
### Note

- Other dimensions and versions available on request
- For assembly of shelves and slide rails another pair of panel/slide mounts is necessary, see page 1.88

Shielding: Tested to IEC 61587-3, standard dimensions of test object 2000 x 600 x 600 mm



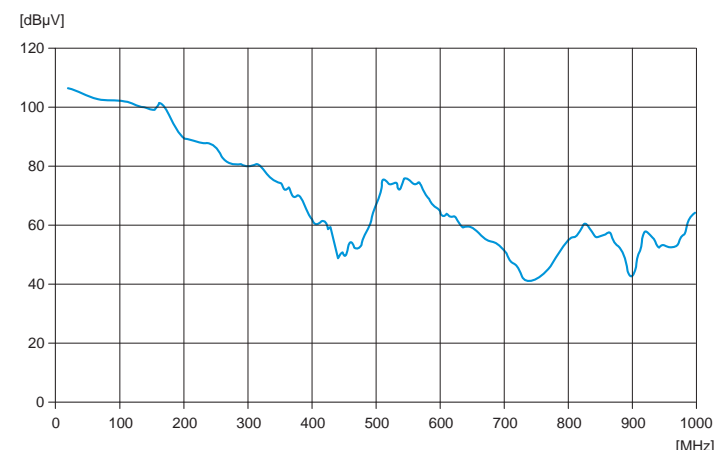
Welded basic frame with strengthening brackets



Bellcore test



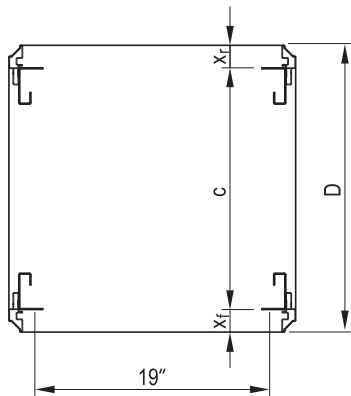
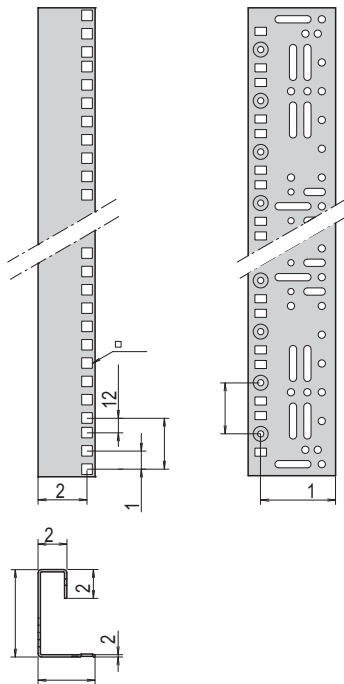
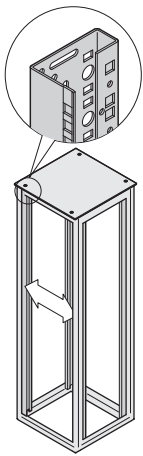
ServicePLUS see page 1.96





# Cabinets - VARISTAR Seismic

## 19" panel/slide mount with universal pitch (EIA)



Standard assembly dimension  $x_r = x_f = 50$  mm

- Assembly in 600 mm wide cabinets directly on the frame
- Depth-adjustable in 25 mm increments
- In accordance with IEC 60297-1 (DIN 41 494, part 1)

### Delivery comprises

Item	Qty	Description
1	2	19" panel/slide mount, St, 2 mm, finish AlZn, RAL 7035 or RAL 7021
2	1	Assembly kit, incl. GND/earthing

### Order Information

For cabinet height mm	Usable height U	Length mm	AlZn	RAL 7035	RAL 7021
			Part no.	Part no.	Part no.
Partial-height mounting	8	395	23130-037	23130-027	23130-017
Partial-height mounting	12	545	23130-038	23130-028	23130-018
Partial-height mounting	16	745	23130-039	23130-029	23130-019
Partial-height mounting	20	895	23130-040	23130-030	23130-020
Partial-height mounting	24	1095	23130-031	23130-021	23130-011
1400	29	1295	23130-032	23130-022	23130-012
1600	33	1495	23130-033	23130-023	23130-013
1800	38	1695	23130-034	23130-024	23130-014
2000	42	1895	23130-035	23130-025	23130-015

**Dimensioning strip for 19" panel mounts**, paper, white, serial numbered from 1 ... 47 U, PU 4 pieces 25127-997

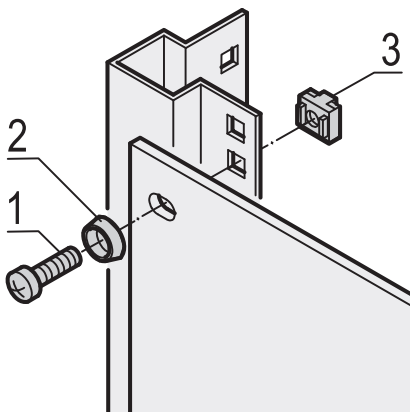
### Note

- For 19" partial-height mounting depth members are necessary
- Metric panel/slide mounts available on request



For further information [www.schroff.biz/oneclick](http://www.schroff.biz/oneclick)  
oneClick search code = Part no.

## 19" assembly kit, M6



- For front panels, distribution fields and other components

### Delivery comprises

Item	Description
1	Panhead screw, M6 x 16, St, zinc-plated
2	Plastic washer, black
3	Cage nut, M6, St, zinc-plated

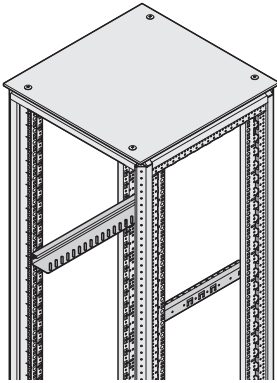
### Order Information

Description	Qty/PU	Part no.
19" assembly kit (screw, washer, nut)	50	<b>21101-809</b>
19" assembly kit (screw, washer, nut)	100	21101-810

sc128

# Cabinets - VARISTAR Seismic

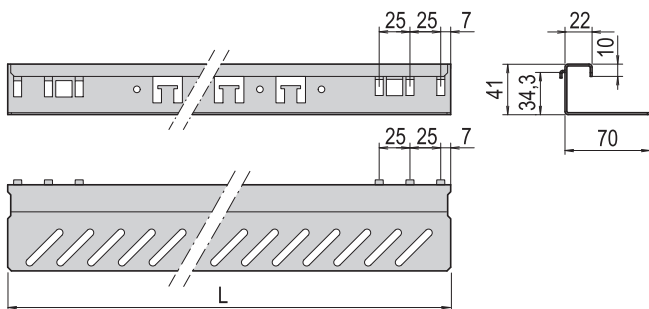
## Slide rails



- For assembly on 19" panel/slide mounts
- Assembly in 1 U increments (snap-in, bolt-on)
- Wide support surface (48 mm)
- 2 versions
  - Static load-carrying capacity 25 kg per pair
  - Static load-carrying capacity 100 kg per pair

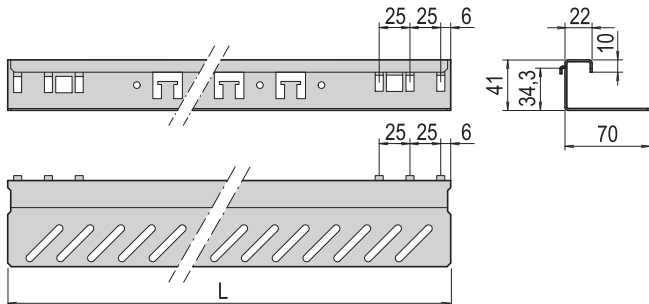
### Delivery comprises

Item	Qty	Description
1	see Order information	Slide rail, AlZn, 1.5 mm (static load-carrying capacity 25 kg), or 2.5 mm (static load-carrying capacity 100 kg), zinc-plated
2	1	Assembly kit incl. GND/earthing



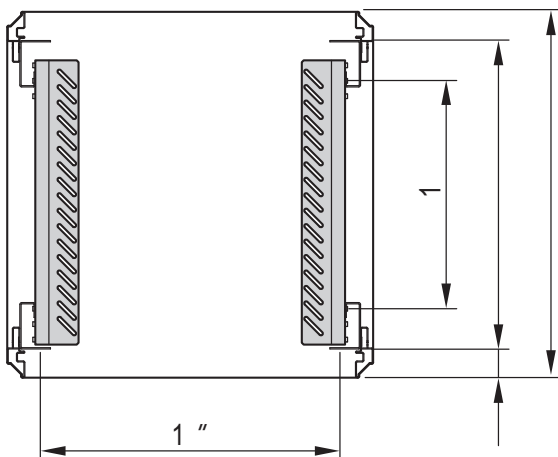
01004056

Static load-carrying capacity 25 kg



01005086

Static load-carrying capacity 100 kg



01004058

c = pitch of the 19" panel/slide mounts  
 $x_f$  = standard dimension  
 D = cabinet depth

01004130

### Order Information

#### Static load-carrying capacity 25 kg

For cabinet depth D	$x_f$	c	Length L	Qty/PU	Part no.
mm	mm	mm	mm		
600	50	500	456	2	23130-096
600	50	500	456	10	23130-101
800	50	700	656	2	23130-097
800	50	700	656	10	23130-102

### Order Information

#### Static load-carrying capacity 100 kg

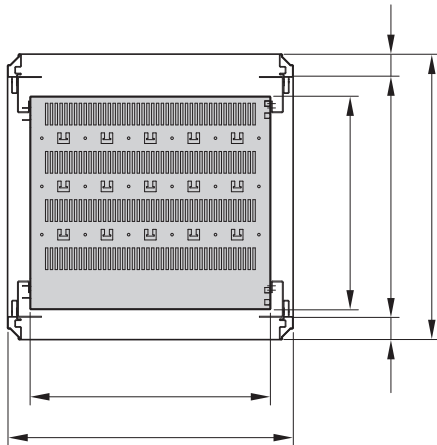
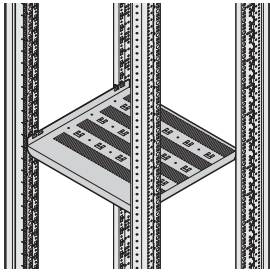
For cabinet depth D	$x_f$	c	Length L	Qty/PU	Part no.
mm	mm	mm	mm		
600	50	500	458	2	23130-118
600	50	500	458	10	23130-123
800	50	700	658	2	23130-119
800	50	700	658	10	23130-124



For further information [www.schroff.biz/oneclick](http://www.schroff.biz/oneclick)  
 oneClick search code = Part no.

# Cabinets - VARISTAR Seismic

## 19" stationary shelf, 75 kg



c = max. pitch of the 19" slide mounts  
 $x_f$ ,  $x_r$  = standard assembly dimension

- Static load-carrying capacity 75 kg (150 kg with strengthening rail)
- Mounting height 1 U, for mounting on four panel/slide mounts
- With hammer head perforation to fix cable ties

### Delivery comprises

Item	Qty	Description
1	1	Perforated shelf, St, 1.5 mm (colour see Order Information)
2	1	Assembly kit incl. GND/earthing

01004066

### Order Information

For cabinet depth mm	Usable surface w x d mm	$x_f$ mm	c mm	RAL 7035	RAL 7021
				Part no.	Part no.
600	495 x 442	50	500	22130-303	21130-303
800	495 x 642	50	700	22130-305	21130-305
<b>Strengthening rail for stationary 19" shelf, PU 1 piece</b>					23130-310

### Note

- Cable ducting with cable ties, see page 1.95
- Other sizes, see ServicePLUS, page 1.114

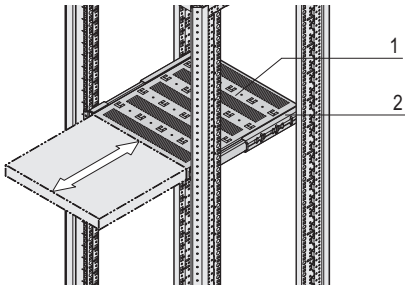
01004067



For further information [www.schroff.biz/oneclick](http://www.schroff.biz/oneclick)  
 oneClick search code = Part no.

# Cabinets - VARISTAR Seismic

## 19" telescopic shelf, 30 kg



- Static load-carrying capacity at full extension 30 kg
- Mounting height 1 U, for mounting on four 19" panel/slide mounts
- Incl. telescopic slides
- Hammer head perforation to fix cable ties
- 2 versions
  - Full depth
  - Depth shortened by 100 mm for rear cable ducting

01004068

### Delivery comprises

Item	Qty	Description
1	1	Perforated shelf, St, 1.5 mm (colour see Order Information)
2	2	Telescopic slide
3	1	Assembly kit

### Order Information

Full depth

For cabinet depth	Usable surface w x d	$x_f$	c	RAL 7035	RAL 7021
				Part no.	Part no.
600	417 x 482	50	500	22130-343	21130-343
800	417 x 682	50	700	22130-345	21130-345
<b>GND/earthing for telescopic 19" shelf PU 1 kit, for VARISTAR</b>					23130-140

### Note

- Cable ducting with cable ties, see page 1.95

01004069

### Order Information

Shortened by 100 mm

For cabinet depth	Usable surface w x d	$x_f$	c	RAL 7035	RAL 7021
				Part no.	Part no.
600	417 x 382	50	500	22130-342	21130-342
800	417 x 582	50	700	22130-344	21130-344
<b>GND/earthing for telescopic 19" shelf PU 1 kit, for VARISTAR</b>					23130-140

### Note

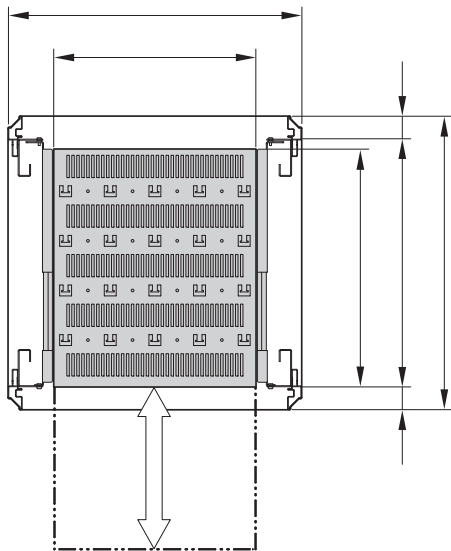
- Cable ducting with cable ties, see page 1.95



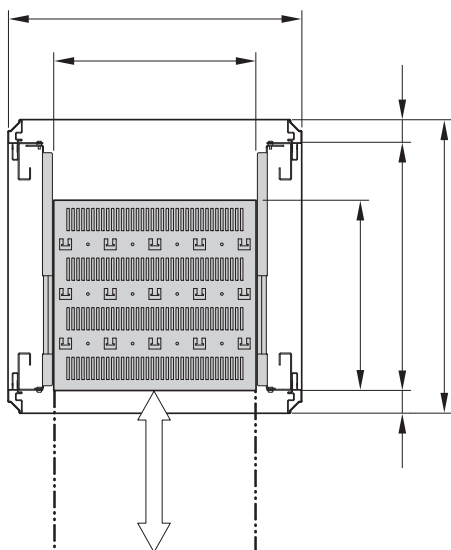
For further information [www.schroff.biz/oneclick](http://www.schroff.biz/oneclick)  
oneClick search code = Part no.

01004070

Full depth



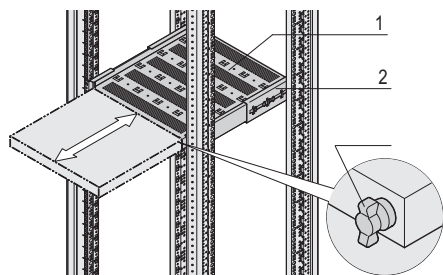
Shortened depth



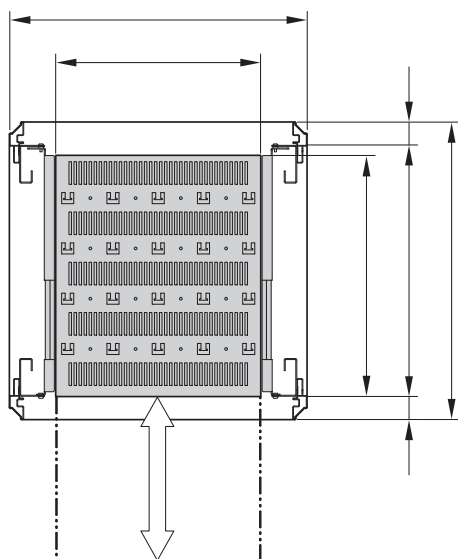
c = max. pitch of the 19" panel/slide mounts  
 $x_f$ ,  $x_r$  = standard assembly dimension

# Cabinets - VARISTAR Seismic

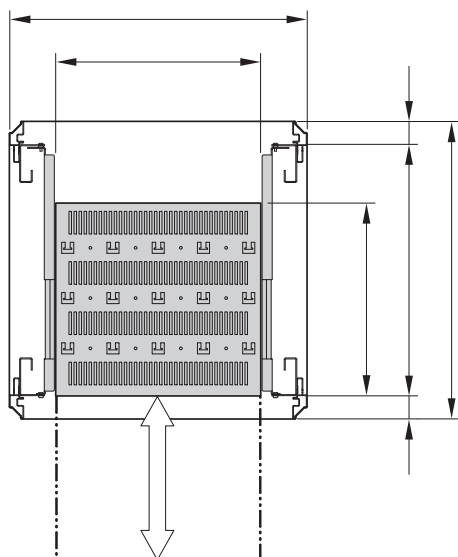
## 19" telescopic shelf, 70 kg



Full depth



Shortened depth



$c$  = max. pitch of the 19" slide mounts  
 $x_f$ ,  $x_r$  = standard assembly dimension

01004071

01004069

01004070

- Static load-carrying capacity at full extension 70 kg
- Mounting height 2 U, for mounting on four 19" panel/slide mounts
- Incl. telescopic slides
- Locking with T-bar lock possible
- Hammer head perforation to fix cable ties
- 2 versions
  - Full depth
  - Depth shortened by 100 mm for rear cable ducting

### Delivery comprises

Item	Qty	Description
1	1	Perforated shelf, St, 1.5 mm (colour see Order Information)
2	2	Telescopic slide
3	1	Assembly kit

### Order Information

Full depth

For cabinet depth	Usable surface w x d	$x_f$	$c$	RAL 7035	RAL 7021
				Part no.	Part no.
600	405 x 482	50	500	22130-353	21130-353
800	405 x 682	50	700	22130-355	21130-355
<b>Item 4</b> T-bar lock for 1 telescopic shelf (can be mounted right or left), 1 piece					23130-092
<b>GND/earthing for telescopic 19" shelf PU 1 kit, for VARISTAR</b>					23130-140

### Note

- Please order T-bar lock (item 4) separately
- Cable ducting with cable ties, see page 1.95

### Order Information

Shortened by 100 mm

For cabinet depth	Usable surface w x d	$x_f$	$c$	RAL 7035	RAL 7021
				Part no.	Part no.
600	405 x 382	50	500	22130-352	21130-352
800	405 x 582	50	700	22130-354	21130-354
<b>Item 4</b> T-bar lock for 1 telescopic shelf (can be mounted right or left), 1 piece					23130-092
<b>GND/earthing for telescopic 19" shelf PU 1 kit, for VARISTAR</b>					23130-140

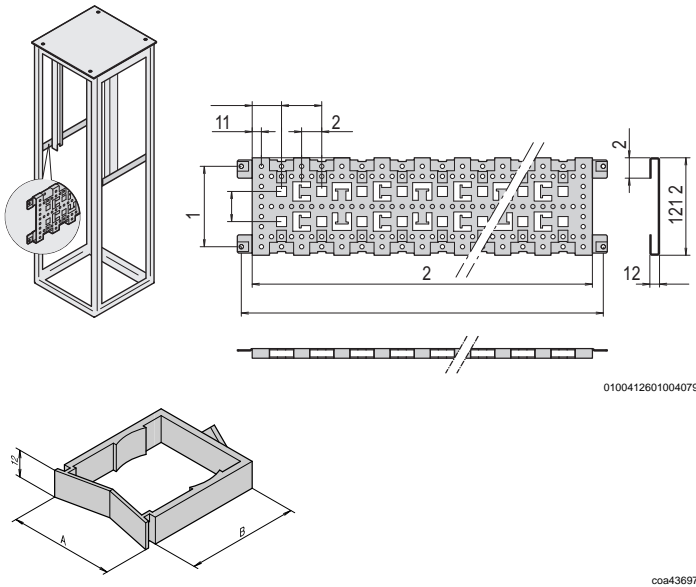
### Note

- Please order T-bar lock (item 4) separately
- Cable ducting with cable ties, see page 1.95



# Cabinets - VARISTAR Seismic

## Depth member



Cable eye

- For fitting shortened 19" panel/slide mounts and mounting plates
- Cable ducting by means of cable ties and cable eye

### Delivery comprises

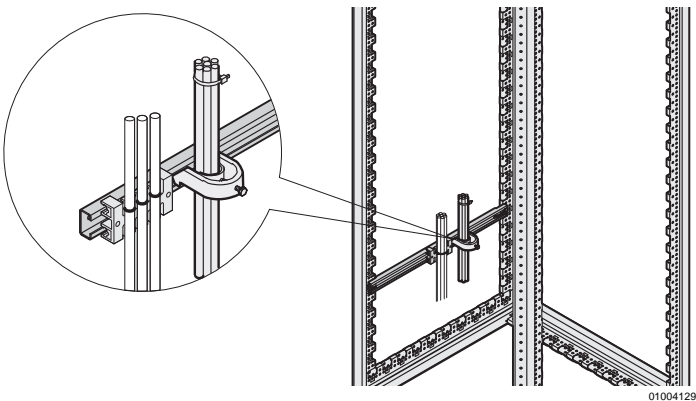
Item	Qty	Description
1	2	Depth member, St, 1.5 mm, finish AlZn
2	1	Assembly kit incl. GND/earthing

### Order Information

For cabinet depth mm	Length L mm	Part no.
600	460	23130-081
800	660	23130-082
<b>Cable eye</b> A = 38 mm, B = 25 mm, PU 25 pieces		21101-151
<b>Cable eye</b> A = 47 mm, B = 50 mm, PU 25 pieces		21101-150

- Cable ducting with cable ties, see page 1.95

## C-profile for the cabinet depth



Cable retention rail and cable shell mounted on C-profile

- For cable ducting in lateral area of cabinet
- For cable shells and cable retention rails

### Delivery comprises

Item	Qty	Description
1	2	C-profile, St, 1.5 mm, AlZn
2	1	Assembly kit incl. GND/earthing

### Order Information

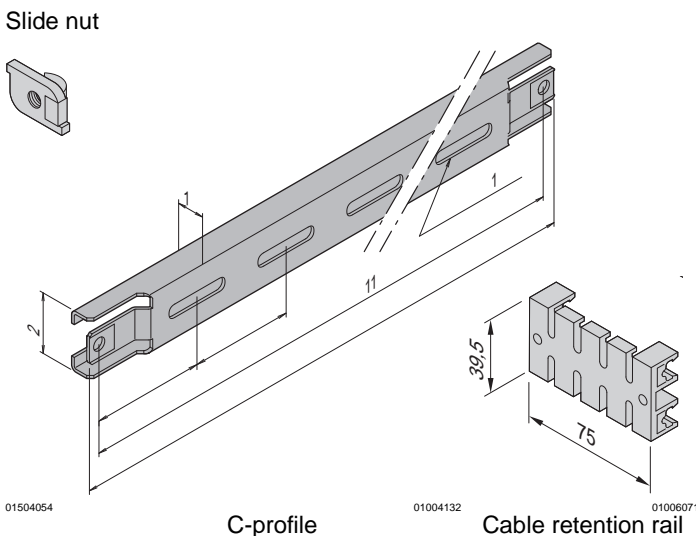
For cabinet depth mm	Length L mm	Part no.
600	460	23130-086
800	660	23130-087

### Accessories

<b>Cable retention rail</b> for C-rail width 75 mm, length 39.5 mm, PU 5 pieces	60118-472
<b>Cable shell</b> for cable bundle 18 ... 22 mm, PU 10 pieces	20118-775
<b>Cable shell</b> for cable bundle 22 ... 26 mm, PU 10 pieces	20118-776
<b>Cable shell</b> for cable bundle 26 ... 30 mm, PU 10 pieces	20118-777
<b>Cable shell</b> for cable bundle 30 ... 34 mm, PU 10 pieces	20114-728
<b>Cable shell</b> for cable bundle 34 ... 38 mm, PU 10 pieces	20114-729
<b>Cable shell</b> for cable bundle 38 ... 42 mm, PU 10 pieces	20114-730
<b>Cable shell</b> for cable bundle 42 ... 46 mm, PU 10 pieces	20114-731
<b>Cable shell</b> for cable bundle 46 ... 50 mm, PU 10 pieces	20118-778
<b>Slide nut</b> for C-profile, PU 10 pieces	21120-140

### Note

- Cable ties and Velcro for cable retention rail see page 1.95

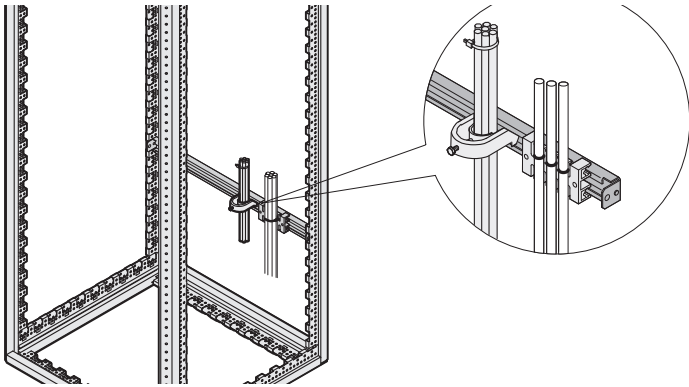


C-profile

Cable retention rail

# Cabinets - VARISTAR Seismic

## C-profile for cabinet width



- For cable ducting in rear or front area of cabinet
- For cable shells and cable retention rails

### Delivery comprises

Item	Qty	Description
1	2	C-profile, St, 1.5 mm, finish AlZn
2	1	Assembly kit incl. GND/earthing

### Order Information

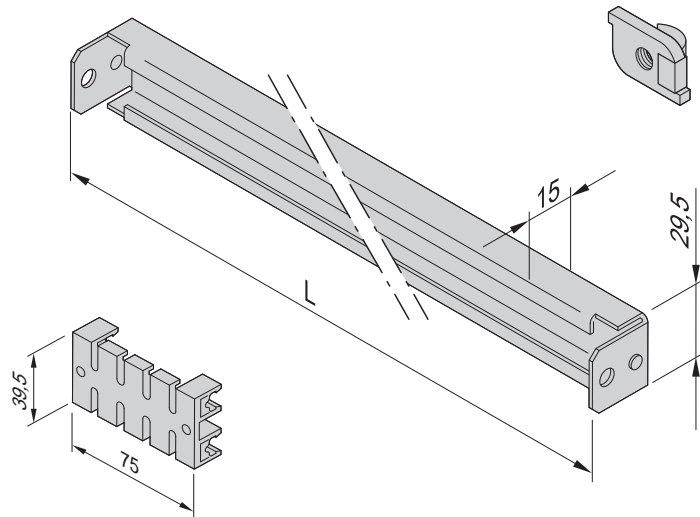
For cabinet width mm	Length mm	Part no.
600	550	23130-333

### Accessories

<b>Cable retention rail for C-rail width 75 mm,</b> length 39.5 mm, PU 5 pieces	60118-472
<b>Cable shell</b> for cable bundle 18 ... 22 mm, PU 10 pieces	20118-775
<b>Cable shell</b> for cable bundle 22 ... 26 mm, PU 10 pieces	20118-776
<b>Cable shell</b> for cable bundle 26 ... 30 mm, PU 10 pieces	20118-777
<b>Cable shell</b> for cable bundle 30 ... 34 mm, PU 10 pieces	20114-728
<b>Cable shell</b> for cable bundle 34 ... 38 mm, PU 10 pieces	20114-729
<b>Cable shell</b> for cable bundle 38 ... 42 mm, PU 10 pieces	20114-730
<b>Cable shell</b> for cable bundle 42 ... 46 mm, PU 10 pieces	20114-731
<b>Cable shell</b> for cable bundle 46 ... 50 mm, PU 10 pieces	20118-778
<b>Slide nut for C-profile,</b> PU 10 pieces	21120-140

C-profile

Slide nut



01006071  
Cable retention rail

01006064

01504054

### Note

- Cable ties and Velcro for cable retention rail see page 1.95



For further information [www.schroff.biz/oneclick](http://www.schroff.biz/oneclick)  
oneClick search code = Part no.

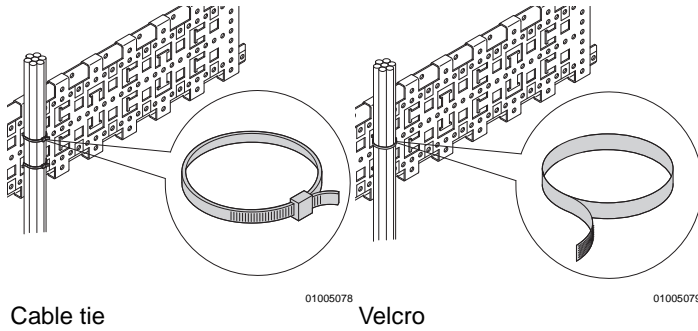
## Cabinet accessories – VARISTAR Seismic

### Cable ties, Velcro

- Fixing materials kit for cable ducting

#### Order Information

Description	Part no.
Cable tie, plastic, 92 mm x 2.5 mm, PU 25 pieces	20118-351
Cable tie, plastic, 186 mm x 5 mm, PU 25 pieces	20118-352
Cable tie, plastic, 360 mm x 5 mm, PU 25 pieces	20118-353
Velcro strip, PE/PA, black, length 300 mm, PU 10 pieces	20118-624



For further information [www.schroff.biz/oneclick](http://www.schroff.biz/oneclick)  
oneClick search code = Part no.

# Cabinets – VARISTAR Seismic ServicePLUS



## configuration

### Simple. Fast. To the ideal product.

**Components can be varied and combined freely**

- Configuration tables from page 1.98
- Online configuration: [www.schroff.co.uk/configuration](http://www.schroff.co.uk/configuration)



## assembly

### Assembled by professionals. Double benefit!

**Fitting of all mechanical, electrical and electronic components by our specialists**

- Without supplement
- Ready to despatch within 10 working days



## modification

### Small changes. Large impact.

**Custom drillings, cut-outs and special colours for off-the-shelf products**

- Download CAD data, modify and send back
- Ready for despatch within 10 working days



## solution

### Simple. Fast. From one source.

**Integration and custom developments**

- Climate control, complete construction, cabling (power supply), function testing
- Special sizes, custom solutions



## academy

### Knowledge. Sharing. Partnerships.

**Knowledge transfer and partnership**

- Seminars, white papers, CAD drawings, test reports, user reports
- Further information: [www.varistar.co.uk](http://www.varistar.co.uk)



## lifecycle

### We are with you. For the entire product life.

**Flexible support throughout the product lifecycle**

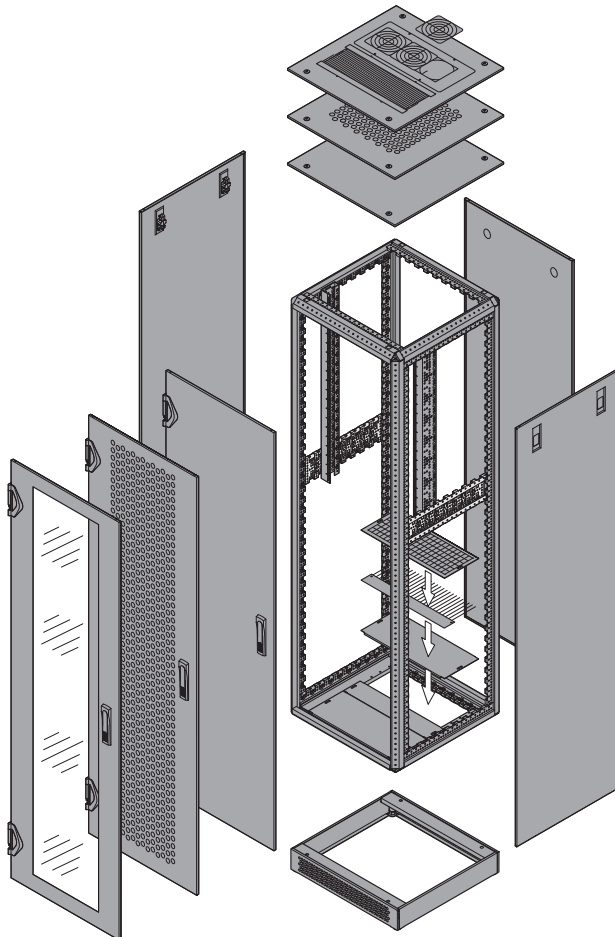
- Delivery to point of use, set-up service, replacement service, spare parts

# Cabinets - VARISTAR Seismic ServicePLUS



## VARISTAR Seismic IP 20, IP 50, EMC ServicePLUS: Configuration

- Dimensions in catalogue:
  - Height: 29 ... 47 U (1400 ... 2200 mm)
  - Width: 600 and 800 mm
  - Depth: 600 and 800 mm
- Other dimensions and configurations, sorted by IP 20, IP 55 and EMC online at [www.schroff.biz/conf](http://www.schroff.biz/conf)
- 2 colour combinations:
  - Frame and covers in black grey (RAL 7021)
  - Frame, top cover and base in black grey (RAL 7021); Side panel, door and rear panel in light grey (RAL 7035)
- Build your cabinet out of individual components (please suffix each part number with /05)
- Once you have selected the desired cabinet dimensions, the row number (first column of the configuration tables) will guide you through all subsequent configuration pages that apply to these dimensions (see example below)
- The cabinet is assembled by us and ready for despatch within 10 working days



Example configuration (here: row 12)

01004077

Qty	Description	Order no.
1	Frame heavy duty, St profile, with strengthening brackets, height 2000 mm, width 600 mm, depth 800 mm, 1 piece	<b>20130-630/05</b>
1	Side panel, screw fixed, RAL 7021, PU 2 pieces	21130-011/05
1	Rear panel, screw-fixed, RAL 7021, 1 piece	21130-069/05
1	Steel door with 3-point locking, RAL 7021, IP 55, 1 piece	21130-159/05
1	Base/plinth, 1 piece	23130-455/05
..	.....	.....

Page

### Seismic IP 20

Frames, side-by-side mounting kits, base/plinth	1.98
Side panels, rear panels, doors, top covers	1.99
Base plates, brush strips, filter inserts	1.100
Connecting plates for short doors/rear panels	1.101

### Seismic IP 55

Frames, gasketing kits, side-by-side mounting kits, base/plinth	1.102
Side panels, rear panels, doors, top covers	1.103
Base plates, gasketing	1.104
Connecting plates for short doors/rear panels	1.105

### Seismic EMC

Frames, gasketing kits, side-by-side mounting kits, base/plinth	1.106
Side panels, rear panels, doors, top covers	1.107
Base plates	1.108
Connecting plates for short doors/rear panels	1.109

### Interior configuration


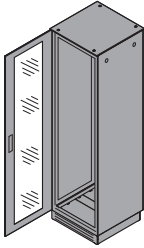
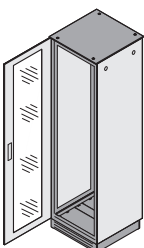
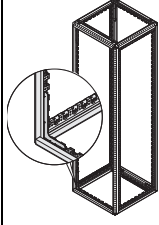
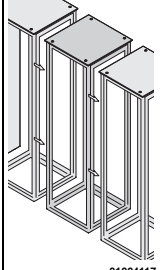
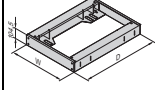
Swing frames	1.110
19" panel/slide mounts	1.111
Mounting plates, stationary shelves, 75 kg	1.112
Telescopic shelves, 70 kg	1.113
19" shelves 1 U, stationary 75 kg, telescopic 30 kg	1.114
19" telescopic shelves, 2 U, 70 kg	1.115
Slide rails, depth members	1.116
Cable ductings	1.117
Cable ties, Velcro	1.118

<b>ServicePLUS: solution - project examples</b>	1.119
---	-------



# Cabinets - VARISTAR Seismic ServicePLUS

Seismic IP 20 Frames, side-by-side mounting kits, base/plinth

					Seismic frame Heavy-Duty 800 kg	Side-by-side mounting kit IP 20	Base/plinth
  Completely in RAL 7021 (black grey)   Colour combination RAL 7035 (light grey)/RAL 7021 (black grey)					 01009060	 01004117	 01009062
					St, 1.5 mm, zinc-plated, with 8 reinforcing brackets, central GND/earthing point, static load-carrying capacity 800 kg	side-by-side mounting bracket (4 pieces), St; RAL 7021, not in combination with decorative frame	2 support profiles, St, 4 mm, lateral; 2 trims, St, 4 mm, front/rear; height 104.5 mm; static load-carrying capacity 1000 kg
<b>Cabinet dimensions</b>					<b>1 piece assembled</b>	<b>PU 1 kit supplied loose</b>	<b>1 piece assembled</b>
No.	U	Height mm	Width mm	Depth mm			
<b>Completely in RAL 7021</b>					<b>RAL 7021</b>		<b>RAL 7021</b>
1	29	1400	600	600	20130-617		23130-454
2	29	1400	600	800	20130-618	23130-061	23130-455
3	33	1600	600	600	20130-621		23130-454
4	33	1600	600	800	20130-622	23130-061	23130-455
5	33	1600	800	600	20130-623		23130-456
6	33	1600	800	800	20130-624	23130-061	23130-457
7	38	1800	600	600	20130-625		23130-454
8	38	1800	600	800	20130-626	23130-061	23130-455
9	38	1800	800	600	20130-627		23130-456
10	38	1800	800	800	20130-628	23130-061	23130-457
11	42	2000	600	600	20130-629		23130-454
12	42	2000	600	800	20130-630	23130-061	23130-455
13	42	2000	800	600	20130-631		23130-456
14	42	2000	800	800	20130-632	23130-061	23130-457
15	47	2200	600	600	20130-633		23130-454
16	47	2200	600	800	20130-634	23130-061	23130-455
17	47	2200	800	800	20130-636	23130-061	23130-457
<b>Colour combinations</b>					<b>RAL 7021</b>		<b>RAL 7021</b>
18	29	1400	600	600	20130-617		23130-454
19	29	1400	600	800	20130-618	23130-061	23130-455
20	33	1600	600	600	20130-621		23130-454
21	33	1600	600	800	20130-622	23130-061	23130-455
22	33	1600	800	600	20130-623		23130-456
23	33	1600	800	800	20130-624	23130-061	23130-457
24	38	1800	600	600	20130-625		23130-454
25	38	1800	600	800	20130-626	23130-061	23130-455
26	38	1800	800	600	20130-627		23130-456
27	38	1800	800	800	20130-628	23130-061	23130-457
28	42	2000	600	600	20130-629		23130-454
29	42	2000	600	800	20130-630	23130-061	23130-455
30	42	2000	800	600	20130-631		23130-456
31	42	2000	800	800	20130-632	23130-061	23130-457
32	47	2200	600	600	20130-633		23130-454
33	47	2200	600	800	20130-634	23130-061	23130-455
34	47	2200	800	800	20130-636	23130-061	23130-457

Further dimensions and configurations online at [www.schroff.biz/conf](http://www.schroff.biz/conf)


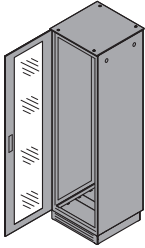
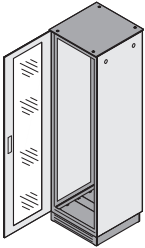
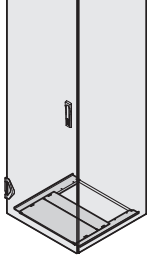
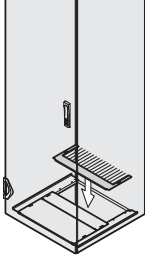
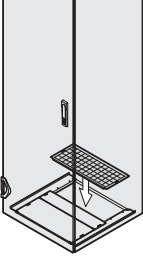
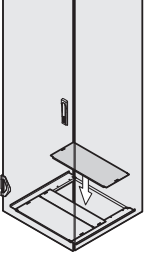
# Cabinets – VARISTAR Seismic ServicePLUS

## Seismic IP 20 Side panels, rear panels, doors, top covers

 Completely in RAL 7021 (black grey)  Colour combination RAL 7035 (light grey)/RAL 7021 (black grey)  <b>Cabinet dimensions</b> <table style="margin-left: auto; margin-right: auto;"> <tr> <th>No.</th> <th>Height U</th> <th>Width mm</th> <th>Depth mm</th> <th>mm</th> </tr> </table>					No.	Height U	Width mm	Depth mm	mm	Screw-fixed side panel	Screw-fixed rear panel	Steel door 3-point locking	DIN profile half cylinder	Plain flush top cover	
					No.	Height U	Width mm	Depth mm	mm						
	St, 1 mm, incl. GND/earthing	St, 1 mm, incl. GND/earthing	St, 1.5 mm, opening angle 180°, inner side with mounting frame, lever handle with built-in push button, incl. GND/earthing	for lever handle, common locking	Flat top cover	Lifting eye									
	PU 2 pieces assembled	1 piece assembled	1 piece assembled	1 piece assembled	1 piece assembled	PU 4 pieces assembled									
	Completely in RAL 7021	RAL 7021	RAL 7021			RAL 7021									
1	29	1400	600	600	21130-003	21130-063	21130-153	25127-995	21130-242	23130-072					
2	29	1400	600	800	21130-004				21130-243						
3	33	1600	600	600	21130-005	21130-065	21130-155	25127-995	21130-242	23130-072					
4	33	1600	600	800	21130-006				21130-243						
5	33	1600	800	600	21130-005	21130-066	21130-156	25127-995	21130-246	23130-072					
6	33	1600	800	800	21130-006				21130-247						
7	38	1800	600	600	21130-007	21130-067	21130-157	25127-995	21130-242	23130-072					
8	38	1800	600	800	21130-008				21130-243						
9	38	1800	800	600	21130-007	21130-068	21130-158	25127-995	21130-246	23130-072					
10	38	1800	800	800	21130-008				21130-247						
11	42	2000	600	600	21130-010	21130-069	21130-159	25127-995	21130-242	23130-072					
12	42	2000	600	800	21130-011				21130-243						
13	42	2000	800	600	21130-010	21130-070	21130-160	25127-995	21130-246	23130-072					
14	42	2000	800	800	21130-011				21130-247						
15	47	2200	600	600	21130-015	21130-071	21130-161	25127-995	21130-242	23130-072					
16	47	2200	600	800	21130-016				21130-243						
17	47	2200	800	800	21130-016	21130-072	21130-162	25127-995	21130-247	23130-072					
Colour combinations					RAL 7035	RAL 7035	RAL 7035		RAL 7021						
18	29	1400	600	600	22130-003	22130-063	22130-153	25127-995	21130-242	23130-072					
19	29	1400	600	800	22130-004				21130-243						
20	33	1600	600	600	22130-005	22130-065	22130-155	25127-995	21130-242	23130-072					
21	33	1600	600	800	22130-006				21130-243						
22	33	1600	800	600	22130-005	22130-066	22130-156	25127-995	21130-242	23130-072					
23	33	1600	800	800	22130-006				21130-243						
24	38	1800	600	600	22130-007	22130-067	22130-157	25127-995	21130-242	23130-072					
25	38	1800	600	800	22130-008				21130-243						
26	38	1800	800	600	22130-007	22130-068	22130-158	25127-995	21130-246	23130-072					
27	38	1800	800	800	22130-008				21130-247						
28	42	2000	600	600	22130-010	22130-069	22130-159	25127-995	21130-242	23130-072					
29	42	2000	600	800	22130-011				21130-243						
30	42	2000	800	600	22130-010	22130-070	22130-160	25127-995	21130-246	23130-072					
31	42	2000	800	800	22130-011				21130-247						
32	47	2200	600	600	22130-015	22130-071	22130-161	25127-995	21130-242	23130-072					
33	47	2200	600	800	22130-016				21130-243						
34	47	2200	800	800	22130-016	22130-072	22130-162	25127-995	21130-247	23130-072					


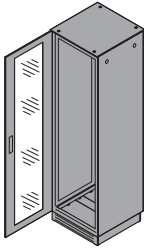
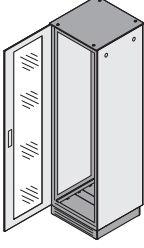
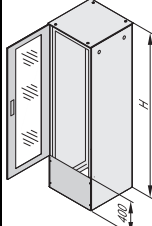
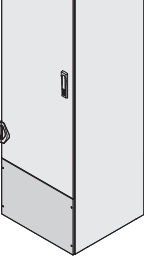
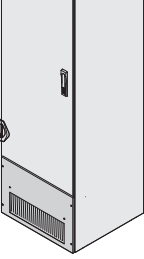


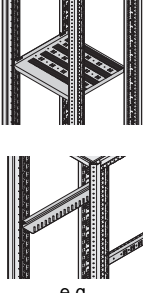


# Cabinets - VARISTAR Seismic ServicePLUS

Seismic IP 20 Base plates, brush strips, filter inserts

					Base plate																																																																																													
					Base plate, multi-piece	Brush strip	Dust filter set	Cover plate																																																																																										
 <p>Completely in RAL 7021 (black grey)</p>  <p>Colour combination RAL 7035 (light grey)/RAL 7021 (black grey)</p>  <p><b>Cabinet dimensions</b></p> <table border="1"> <thead> <tr> <th>No.</th> <th>U</th> <th>Height mm</th> <th>Width mm</th> <th>Depth mm</th> </tr> </thead> <tbody> <tr><td>1</td><td>29</td><td>1400</td><td>600</td><td>600</td></tr> <tr><td>2</td><td>29</td><td>1400</td><td>600</td><td>800</td></tr> <tr><td>3</td><td>33</td><td>1600</td><td>600</td><td>600</td></tr> <tr><td>4</td><td>33</td><td>1600</td><td>600</td><td>800</td></tr> <tr><td>5</td><td>33</td><td>1600</td><td>800</td><td>600</td></tr> <tr><td>6</td><td>33</td><td>1600</td><td>800</td><td>800</td></tr> <tr><td>7</td><td>38</td><td>1800</td><td>600</td><td>600</td></tr> <tr><td>8</td><td>38</td><td>1800</td><td>600</td><td>800</td></tr> <tr><td>9</td><td>38</td><td>1800</td><td>800</td><td>600</td></tr> <tr><td>10</td><td>38</td><td>1800</td><td>800</td><td>800</td></tr> <tr><td>11</td><td>42</td><td>2000</td><td>600</td><td>600</td></tr> <tr><td>12</td><td>42</td><td>2000</td><td>600</td><td>800</td></tr> <tr><td>13</td><td>42</td><td>2000</td><td>800</td><td>600</td></tr> <tr><td>14</td><td>42</td><td>2000</td><td>800</td><td>800</td></tr> <tr><td>15</td><td>47</td><td>2200</td><td>600</td><td>600</td></tr> <tr><td>16</td><td>47</td><td>2200</td><td>600</td><td>800</td></tr> <tr><td>17</td><td>47</td><td>2200</td><td>800</td><td>800</td></tr> </tbody> </table>					No.	U	Height mm	Width mm	Depth mm	1	29	1400	600	600	2	29	1400	600	800	3	33	1600	600	600	4	33	1600	600	800	5	33	1600	800	600	6	33	1600	800	800	7	38	1800	600	600	8	38	1800	600	800	9	38	1800	800	600	10	38	1800	800	800	11	42	2000	600	600	12	42	2000	600	800	13	42	2000	800	600	14	42	2000	800	800	15	47	2200	600	600	16	47	2200	600	800	17	47	2200	800	800	 <p>01004104</p> <p>St, 1.5 mm, multi-piece, opening to rear 200 mm deep (no rear opening with 300 mm cabinet depth), incl. GND/earthing ; Dimension drawings see page 1.9</p> <p><b>1 piece assembled</b></p>	 <p>01004105</p> <p>nylon, black</p> <p><b>1 piece assembled</b></p>	 <p>01004059</p> <p>filter mat, white, class M1, in accordance with EN 799-G3</p> <p><b>1 piece assembled</b></p>	 <p>01004106</p> <p>St, 1.5 mm, please order gasket IP55 separately</p> <p><b>1 piece assembled</b></p>
No.	U	Height mm	Width mm	Depth mm																																																																																														
1	29	1400	600	600																																																																																														
2	29	1400	600	800																																																																																														
3	33	1600	600	600																																																																																														
4	33	1600	600	800																																																																																														
5	33	1600	800	600																																																																																														
6	33	1600	800	800																																																																																														
7	38	1800	600	600																																																																																														
8	38	1800	600	800																																																																																														
9	38	1800	800	600																																																																																														
10	38	1800	800	800																																																																																														
11	42	2000	600	600																																																																																														
12	42	2000	600	800																																																																																														
13	42	2000	800	600																																																																																														
14	42	2000	800	800																																																																																														
15	47	2200	600	600																																																																																														
16	47	2200	600	800																																																																																														
17	47	2200	800	800																																																																																														
					<b>RAL 7021</b>	<b>RAL 7021</b>	<b>RAL 7021</b>	<b>RAL 7021</b>																																																																																										
1	29	1400	600	600	<b>23130-001</b>	23130-074	23130-075	23130-076																																																																																										
2	29	1400	600	800	<b>23130-002</b>	23130-074	23130-075	23130-076																																																																																										
3	33	1600	600	600	<b>23130-001</b>	23130-074	23130-075	23130-076																																																																																										
4	33	1600	600	800	<b>23130-002</b>	23130-074	23130-075	23130-076																																																																																										
5	33	1600	800	600	<b>23130-005</b>	23130-134	23130-135	23130-136																																																																																										
6	33	1600	800	800	<b>23130-006</b>	23130-134	23130-135	23130-136																																																																																										
7	38	1800	600	600	<b>23130-001</b>	23130-074	23130-075	23130-076																																																																																										
8	38	1800	600	800	<b>23130-002</b>	23130-074	23130-075	23130-076																																																																																										
9	38	1800	800	600	<b>23130-005</b>	23130-134	23130-135	23130-136																																																																																										
10	38	1800	800	800	<b>23130-006</b>	23130-134	23130-135	23130-136																																																																																										
11	42	2000	600	600	<b>23130-001</b>	23130-074	23130-075	23130-076																																																																																										
12	42	2000	600	800	<b>23130-002</b>	23130-074	23130-075	23130-076																																																																																										
13	42	2000	800	600	<b>23130-005</b>	23130-134	23130-135	23130-136																																																																																										
14	42	2000	800	800	<b>23130-006</b>	23130-134	23130-135	23130-136																																																																																										
15	47	2200	600	600	<b>23130-001</b>	23130-074	23130-075	23130-076																																																																																										
16	47	2200	600	800	<b>23130-002</b>	23130-074	23130-075	23130-076																																																																																										
17	47	2200	800	800	<b>23130-006</b>	23130-134	23130-135	23130-136																																																																																										
<b>Colour combinations</b>					<b>RAL 7021</b>	<b>RAL 7021</b>	<b>RAL 7021</b>	<b>RAL 7021</b>																																																																																										
18	29	1400	600	600	<b>23130-001</b>	23130-074	23130-075	23130-076																																																																																										
19	29	1400	600	800	<b>23130-002</b>	23130-074	23130-075	23130-076																																																																																										
20	33	1600	600	600	<b>23130-001</b>	23130-074	23130-075	23130-076																																																																																										
21	33	1600	600	800	<b>23130-002</b>	23130-074	23130-075	23130-076																																																																																										
22	33	1600	800	600	<b>23130-005</b>	23130-134	23130-135	23130-136																																																																																										
23	33	1600	800	800	<b>23130-006</b>	23130-134	23130-135	23130-136																																																																																										
24	38	1800	600	600	<b>23130-001</b>	23130-074	23130-075	23130-076																																																																																										
25	38	1800	600	800	<b>23130-002</b>	23130-074	23130-075	23130-076																																																																																										
26	38	1800	800	600	<b>23130-005</b>	23130-134	23130-135	23130-136																																																																																										
27	38	1800	800	800	<b>23130-006</b>	23130-134	23130-135	23130-136																																																																																										
28	42	2000	600	600	<b>23130-001</b>	23130-074	23130-075	23130-076																																																																																										
29	42	2000	600	800	<b>23130-002</b>	23130-074	23130-075	23130-076																																																																																										
30	42	2000	800	600	<b>23130-005</b>	23130-134	23130-135	23130-136																																																																																										
31	42	2000	800	800	<b>23130-006</b>	23130-134	23130-135	23130-136																																																																																										
32	47	2200	600	600	<b>23130-001</b>	23130-074	23130-075	23130-076																																																																																										
33	47	2200	600	800	<b>23130-002</b>	23130-074	23130-075	23130-076																																																																																										
34	47	2200	800	800	<b>23130-006</b>	23130-134	23130-135	23130-136																																																																																										


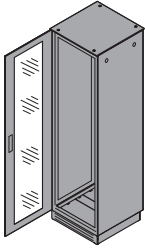
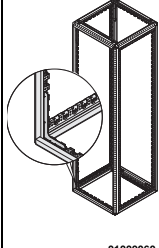
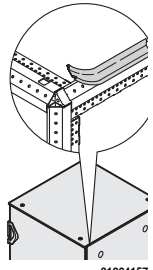
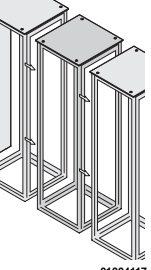
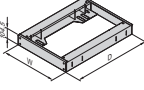
# Cabinets - VARISTAR Seismic ServicePLUS

## Seismic IP 20    Connecting plates for short doors/rear panels

 <p style="text-align: center;">Completely in RAL 7021 (black grey)</p>  <p style="text-align: center;">Colour combination RAL 7035 (light grey) RAL 7021 (black grey)</p>  <p style="text-align: center;">Height    Width mm        mm</p>	<p><b>Dimensioning connecting plate door/rear panel</b></p>  <p style="text-align: center;">01005071</p> <p>door and rear panel must be selected 400 mm shorter than the cabinet height; cannot be used with double door</p>	<p><b>Connecting plate for door and rear panel</b></p> <table border="1" style="width: 100%; border-collapse: collapse;"> <tr> <td style="width: 33%; text-align: center; vertical-align: top;"> <p><b>Plain</b></p>  <p style="text-align: center;">01005063</p> <p>St, 1 mm, assembly also possible at top, height 400 mm, please order assembly kit separately in conjunction with rear panel</p> <p style="text-align: center;"><b>1 piece assembled</b></p> </td> <td style="width: 33%; text-align: center; vertical-align: top;"> <p><b>With brush strip</b></p>  <p style="text-align: center;">01005069</p> <p>St, 1 mm, assembly also possible at top, height 400 mm, please order assembly kit separately in conjunction with rear panel</p> <p style="text-align: center;"><b>1 piece assembled</b></p> </td> <td style="width: 33%; text-align: center; vertical-align: top;"> <p><b>Assembly kit</b></p> <p>only required if rear panel is assembled above the connecting plate</p> <p style="text-align: center;"><b>PU 1 kit assembled</b></p> </td> </tr> </table>			<p><b>Plain</b></p>  <p style="text-align: center;">01005063</p> <p>St, 1 mm, assembly also possible at top, height 400 mm, please order assembly kit separately in conjunction with rear panel</p> <p style="text-align: center;"><b>1 piece assembled</b></p>	<p><b>With brush strip</b></p>  <p style="text-align: center;">01005069</p> <p>St, 1 mm, assembly also possible at top, height 400 mm, please order assembly kit separately in conjunction with rear panel</p> <p style="text-align: center;"><b>1 piece assembled</b></p>	<p><b>Assembly kit</b></p> <p>only required if rear panel is assembled above the connecting plate</p> <p style="text-align: center;"><b>PU 1 kit assembled</b></p>	<p><b>Other VARISTAR interior mounting parts</b></p>  <p style="text-align: center;">e.g. stationary shelves, 19" shelves, slide rails, cable ducting</p>				
	<p><b>Plain</b></p>  <p style="text-align: center;">01005063</p> <p>St, 1 mm, assembly also possible at top, height 400 mm, please order assembly kit separately in conjunction with rear panel</p> <p style="text-align: center;"><b>1 piece assembled</b></p>	<p><b>With brush strip</b></p>  <p style="text-align: center;">01005069</p> <p>St, 1 mm, assembly also possible at top, height 400 mm, please order assembly kit separately in conjunction with rear panel</p> <p style="text-align: center;"><b>1 piece assembled</b></p>	<p><b>Assembly kit</b></p> <p>only required if rear panel is assembled above the connecting plate</p> <p style="text-align: center;"><b>PU 1 kit assembled</b></p>									
<p><b>Completely in RAL 7021</b></p> <table border="1" style="width: 100%; border-collapse: collapse;"> <tr> <td style="width: 15%; text-align: center;">400</td> <td style="width: 15%; text-align: center;">600</td> <td style="width: 15%; text-align: center;"><b>21130-472</b></td> <td style="width: 15%; text-align: center;"><b>21130-478</b></td> <td style="width: 15%; text-align: center;">23130-164</td> <td style="width: 20%; text-align: center;">from page 1.110</td> </tr> <tr> <td style="text-align: center;">400</td> <td style="text-align: center;">800</td> <td style="text-align: center;"><b>21130-473</b></td> <td style="text-align: center;"><b>21130-479</b></td> <td style="text-align: center;">23130-164</td> <td style="text-align: center;">23130-164</td> </tr> </table>	400	600	<b>21130-472</b>	<b>21130-478</b>	23130-164	from page 1.110	400	800	<b>21130-473</b>	<b>21130-479</b>	23130-164	23130-164
400	600	<b>21130-472</b>	<b>21130-478</b>	23130-164	from page 1.110							
400	800	<b>21130-473</b>	<b>21130-479</b>	23130-164	23130-164							
<p><b>Colour combinations</b></p> <table border="1" style="width: 100%; border-collapse: collapse;"> <tr> <td style="width: 15%; text-align: center;">400</td> <td style="width: 15%; text-align: center;">600</td> <td style="width: 15%; text-align: center;"><b>RAL 7035</b></td> <td style="width: 15%; text-align: center;"><b>RAL 7035</b></td> <td style="width: 15%; text-align: center;">22130-472</td> <td style="width: 20%; text-align: center;">from page 1.110</td> </tr> <tr> <td style="text-align: center;">400</td> <td style="text-align: center;">800</td> <td style="text-align: center;"><b>RAL 7035</b></td> <td style="text-align: center;"><b>RAL 7035</b></td> <td style="text-align: center;">22130-473</td> <td style="text-align: center;">22130-479</td> </tr> </table>	400	600	<b>RAL 7035</b>	<b>RAL 7035</b>	22130-472	from page 1.110	400	800	<b>RAL 7035</b>	<b>RAL 7035</b>	22130-473	22130-479
400	600	<b>RAL 7035</b>	<b>RAL 7035</b>	22130-472	from page 1.110							
400	800	<b>RAL 7035</b>	<b>RAL 7035</b>	22130-473	22130-479							

# Cabinets - VARISTAR Seismic ServicePLUS

Seismic IP 55 Frames, gasketing kits, side-by-side mounting kits, base/plinth


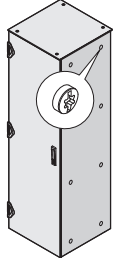




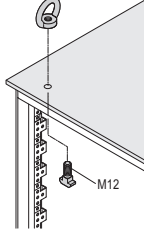
 Completely in RAL 7021 (black grey)					Seismic frame <b>Heavy-Duty</b> 800 kg	Gasketing kit IP 55	Side-by-side mounting kit IP 55 (with gasket)	Base/plinth
 Colour combination RAL 7035 (light grey)/ RAL 7021 (black grey)					 01009060	 01004157	 01004117	 01009062
Cabinet dimensions Height Width Depth No. U mm mm mm					St, 1.5 mm, zinc-plated, with 8 strengthening brackets, central GND/earthing point, static load-carrying capacity 800 kg	seals are glued to the frame, so that all cladding parts conform to protection type IP 55	side-by-side mounting bracket (4 pieces), St, RAL 7021, incl. gasket to cover the gap between two racks; not in combination with decorative frame	2 support profiles, St, 4 mm, lateral; 2 trims, St, 4 mm, front/rear; height 104.5 mm; static load-carrying capacity 1000 kg
					1 piece assembled	PU 1 kit assembled	PU 1 kit supplied loose	1 piece assembled
Completely in RAL 7021					<b>RAL 7021</b>			<b>RAL 7021</b>
1	29	1400	600	600	20130-617	23130-064	23130-062	23130-454
2	29	1400	600	800	20130-618			23130-455
3	33	1600	600	600	20130-621	23130-064	23130-062	23130-454
4	33	1600	600	800	20130-622			23130-455
5	33	1600	800	600	20130-623	23130-064	23130-062	23130-456
6	33	1600	800	800	20130-624			23130-457
7	38	1800	600	600	20130-625	23130-064	23130-062	23130-454
8	38	1800	600	800	20130-626			23130-455
9	38	1800	800	600	20130-627	23130-064	23130-062	23130-456
10	38	1800	800	800	20130-628			23130-457
11	42	2000	600	600	20130-629	23130-064	23130-062	23130-454
12	42	2000	600	800	20130-630			23130-455
13	42	2000	800	600	20130-631	23130-064	23130-062	23130-456
14	42	2000	800	800	20130-632			23130-457
15	47	2200	600	600	20130-633	23130-064	23130-062	23130-454
16	47	2200	600	800	20130-634			23130-455
17	47	2200	800	800	20130-636	23130-064	23130-062	23130-457
Colour combinations					<b>RAL 7021</b>			<b>RAL 7021</b>
18	29	1400	600	600	20130-617	23130-064	23130-062	23130-454
19	29	1400	600	800	20130-618			23130-455
20	33	1600	600	600	20130-621	23130-064	23130-062	23130-454
21	33	1600	600	800	20130-622			23130-455
22	33	1600	800	600	20130-623	23130-064	23130-062	23130-456
23	33	1600	800	800	20130-624			23130-457
24	38	1800	600	600	20130-625	23130-064	23130-062	23130-454
25	38	1800	600	800	20130-626			23130-455
26	38	1800	800	600	20130-627	23130-064	23130-062	23130-456
27	38	1800	800	800	20130-628			23130-457
28	42	2000	600	600	20130-629	23130-064	23130-062	23130-454
29	42	2000	600	800	20130-630			23130-455
30	42	2000	800	600	20130-631	23130-064	23130-062	23130-456
31	42	2000	800	800	20130-632			23130-457
32	47	2200	600	600	20130-633	23130-064	23130-062	23130-454
33	47	2200	600	800	20130-634			23130-455
34	47	2200	800	800	20130-636	23130-064	23130-062	23130-457

Further dimensions and configurations online at [www.schroff.biz/conf](http://www.schroff.biz/conf)



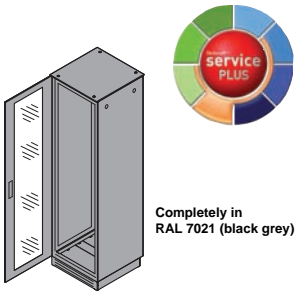
# Cabinets – VARISTAR Seismic ServicePLUS

## Seismic IP 55 Side panels, rear panels, doors, top covers

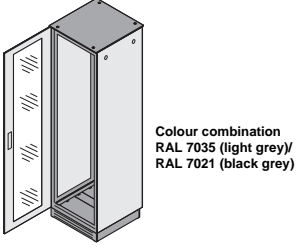
 Completely in RAL 7021 (black grey)  Colour combination RAL 7035 (light grey)/RAL 7021 (black grey)					Screw-fixed side panel	Screw-fixed rear panel	Steel door 3-point locking	DIN profile half cylinder	Plain flush top cover	
					 01004083 St, 1 mm, incl. GND/earthing	 01004085 St, 1 mm, incl. GND/earthing	 01008085 St, 1.5 mm, opening angle 180°, inner side with mounting frame, lever handle with built-in push button, incl. GND/earthing	 01004148 for lever handle, common locking	 01004096 St, 1.5 mm, incl. GND/earthing	 01004100 for top cover, applications and load in accordance with DIN 582
Cabinet dimensions					PU 2 pieces assembled	1 piece assembled	1 piece assembled	1 piece assembled	1 piece assembled	PU 4 pieces assembled
No.	Height U	Width mm	Depth mm	mm	RAL 7021		RAL 7021		RAL 7021	RAL 7021
<b>Completely in RAL 7021</b>										
1	29	1400	600	600	21130-003	21130-063	21130-153	25127-995	21130-242	23130-072
2	29	1400	600	800	21130-004				21130-243	
3	33	1600	600	600	21130-005	21130-065	21130-155	25127-995	21130-242	23130-072
4	33	1600	600	800	21130-006				21130-243	
5	33	1600	800	600	21130-005	21130-066	21130-156	25127-995	21130-246	23130-072
6	33	1600	800	800	21130-006				21130-247	
7	38	1800	600	600	21130-007	21130-067	21130-157	25127-995	21130-242	23130-072
8	38	1800	600	800	21130-008				21130-243	
9	38	1800	800	600	21130-007	21130-068	21130-158	25127-995	21130-246	23130-072
10	38	1800	800	800	21130-008				21130-247	
11	42	2000	600	600	21130-010	21130-069	21130-159	25127-995	21130-242	23130-072
12	42	2000	600	800	21130-011				21130-243	
13	42	2000	800	600	21130-010	21130-070	21130-160	25127-995	21130-246	23130-072
14	42	2000	800	800	21130-011				21130-247	
15	47	2200	600	600	21130-015	21130-071	21130-161	25127-995	21130-242	23130-072
16	47	2200	600	800	21130-016				21130-243	
17	47	2200	800	800	21130-016	21130-072	21130-162	25127-995	21130-247	23130-072
<b>Colour combinations</b>					<b>RAL 7035</b>	<b>RAL 7035</b>	<b>RAL 7035</b>		<b>RAL 7021</b>	
18	29	1400	600	600	22130-003	22130-063	22130-153	25127-995	21130-242	23130-072
19	29	1400	600	800	22130-004				21130-243	
20	33	1600	600	600	22130-005	22130-065	22130-155	25127-995	21130-242	23130-072
21	33	1600	600	800	22130-006				21130-243	
22	33	1600	800	600	22130-005	22130-066	22130-156	25127-995	21130-242	23130-072
23	33	1600	800	800	22130-006				21130-243	
24	38	1800	600	600	22130-007	22130-067	22130-157	25127-995	21130-242	23130-072
25	38	1800	600	800	22130-008				21130-243	
26	38	1800	800	600	22130-007	22130-068	22130-158	25127-995	21130-246	23130-072
27	38	1800	800	800	22130-008				21130-247	
28	42	2000	600	600	22130-010	22130-069	22130-159	25127-995	21130-242	23130-072
29	42	2000	600	800	22130-011				21130-243	
30	42	2000	800	600	22130-010	22130-070	22130-160	25127-995	21130-246	23130-072
31	42	2000	800	800	22130-011				21130-247	
32	47	2200	600	600	22130-015	22130-071	22130-161	25127-995	21130-242	23130-072
33	47	2200	600	800	22130-016				21130-243	
34	47	2200	800	800	22130-016	22130-072	22130-162	25127-995	21130-247	23130-072

# Cabinets - VARISTAR Seismic ServicePLUS

## Seismic IP 55 Base plates, gasketing



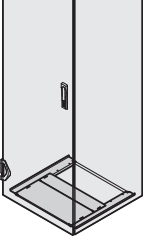
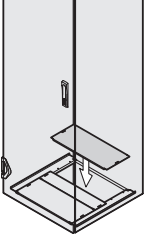
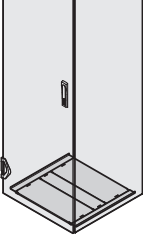
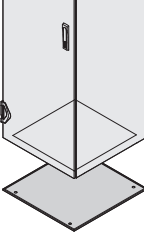
Completely in RAL 7021 (black grey)



Colour combination RAL 7035 (light grey)/RAL 7021 (black grey)


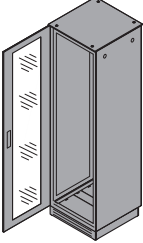
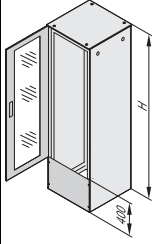
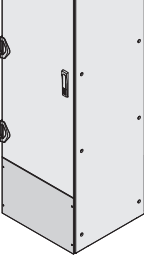
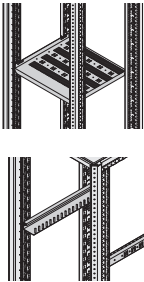
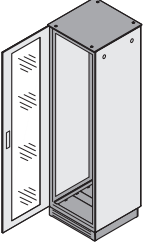
**Cabinet dimensions**

No.	U	Height mm	Width mm	Depth mm
1	29	1400	600	600
2	29	1400	600	800
3	33	1600	600	600
4	33	1600	600	800
5	33	1600	800	600
6	33	1600	800	800
7	38	1800	600	600
8	38	1800	600	800
9	38	1800	800	600
10	38	1800	800	800
11	42	2000	600	600
12	42	2000	600	800
13	42	2000	800	600
14	42	2000	800	800
15	47	2200	600	600
16	47	2200	600	800
17	47	2200	800	800

	Base plate			Base plate, one-piece, EMC, IP 55
	Base plate, multi-piece	Cover plate	IP 55 gasket	
				
01004104	01004106	01004073	01004051	
St, 1.5 mm, multi-piece, opening to rear 200 mm deep (no rear opening with 300 mm cabinet depth), incl. GND/earthing ; Dimension drawings see page 1.9	St, 1.5 mm, please order IP55 gasket separately	for base plate with cover	AlZn, 1.5 mm, incl. GND/earthing, assembly from outside	
<b>1 piece assembled</b>	<b>1 piece assembled</b>	<b>1 piece assembled</b>	<b>1 piece assembled</b>	
<b>Completely in RAL 7021</b>	<b>RAL 7021</b>	<b>RAL 7021</b>	<b>AlZn</b>	
1	23130-001	23130-076	23130-073	21130-281
2	23130-002	23130-076	23130-073	21130-282
3	23130-001	23130-076	23130-073	21130-281
4	23130-002	23130-076	23130-073	21130-282
5	23130-005	23130-136	23130-073	21130-283
6	23130-006	23130-136	23130-073	21130-284
7	23130-001	23130-076	23130-073	21130-281
8	23130-002	23130-076	23130-073	21130-282
9	23130-005	23130-136	23130-073	21130-283
10	23130-006	23130-136	23130-073	21130-284
11	23130-001	23130-076	23130-073	21130-281
12	23130-002	23130-076	23130-073	21130-282
13	23130-005	23130-136	23130-073	21130-283
14	23130-006	23130-136	23130-073	21130-284
15	23130-001	23130-076	23130-073	21130-281
16	23130-002	23130-076	23130-073	21130-282
17	23130-006	23130-136	23130-073	21130-284
<b>Colour combinations</b>	<b>RAL 7021</b>	<b>RAL 7021</b>	<b>AlZn</b>	
18	23130-001	23130-076	23130-073	21130-281
19	23130-002	23130-076	23130-073	21130-282
20	23130-001	23130-076	23130-073	21130-281
21	23130-002	23130-076	23130-073	21130-282
22	23130-005	23130-136	23130-073	21130-283
23	23130-006	23130-136	23130-073	21130-284
24	23130-001	23130-076	23130-073	21130-281
25	23130-002	23130-076	23130-073	21130-282
26	23130-005	23130-136	23130-073	21130-283
27	23130-006	23130-136	23130-073	21130-284
28	23130-001	23130-076	23130-073	21130-281
29	23130-002	23130-076	23130-073	21130-282
30	23130-005	23130-136	23130-073	21130-283
31	23130-006	23130-136	23130-073	21130-284
32	23130-001	23130-076	23130-073	21130-281
33	23130-002	23130-076	23130-073	21130-282
34	23130-006	23130-136	23130-073	21130-284


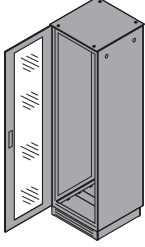
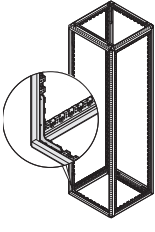
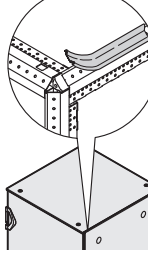
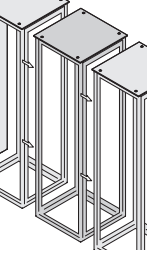
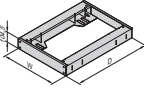
# Cabinets - VARISTAR Seismic ServicePLUS

Seismic IP 55 Connecting plates for short doors/rear panels

		Dimensioning connecting plate door/rear panel	Connecting plate	Other VARISTAR interior mounting parts
 <p>Completely in RAL 7021 (black grey)</p>		 <p>01005071</p> <p>door and rear panel must be selected 400 mm shorter than the cabinet height; cannot be used with double door</p>	 <p>01005072</p> <p>St, 1 mm, can also be fitted in upper part, height 400 mm, with assembly kit</p>	 <p>e.g. stationary shelves, 19" shelves, slide rails, cable ducting</p>
 <p>Colour combination RAL 7035 (light grey)/RAL 7021 (black grey)</p>				
Height	Width		1 piece	
mm	mm		assembled	
<b>Completely in RAL 7021</b>			<b>RAL 7021</b>	
400	600		21130-504	from page 1.110
400	800		21130-505	1.110
<b>Colour combinations</b>			<b>RAL 7035</b>	
400	600		22130-504	from page 1.110
400	800		22130-505	1.110

# Cabinets - VARISTAR Seismic ServicePLUS

Seismic EMC Frames, gasketing kits, side-by-side mounting kits, base/plinth

 Completely in RAL 7021 (black grey)					Seismic frame Heavy-Duty 800 kg	EMC gasketing kit	Side-by-side mounting kit EMC	Base/plinth
 Colour combination RAL 7035 (light grey)/ RAL 7021 (black grey)					 01009060 St, 1.5 mm, zinc-plated, with 8 strengthening brackets, central GND/earthing point, static load-carrying capacity 800 kg	 01004157 gaskets are glued to the frame, thus all the following cover parts are conductively linked	 01004120 side-by-side mounting brackets (4 pieces), St	 01009062 2 support profiles, St, 4 mm, lateral; 2 trims, St, 4 mm, front/rear; height 104.5 mm; static load-carrying capacity 1000 kg
No.	U	Height mm	Width mm	Depth mm	1 piece assembled	PU 1 kit assembled	PU 1 kit supplied loose	1 piece assembled
Completely in RAL 7021					RAL 7021		RAL 7021	RAL 7021
1	29	1400	600	600	20130-617			23130-454
2	29	1400	600	800	20130-618	23130-065	23130-063	23130-455
3	33	1600	600	600	20130-621	23130-065	23130-063	23130-454
4	33	1600	600	800	20130-622	23130-065	23130-063	23130-455
5	33	1600	800	600	20130-623	23130-065	23130-063	23130-456
6	33	1600	800	800	20130-624	23130-065	23130-063	23130-457
7	38	1800	600	600	20130-625	23130-065	23130-063	23130-454
8	38	1800	600	800	20130-626	23130-065	23130-063	23130-455
9	38	1800	800	600	20130-627	23130-065	23130-063	23130-456
10	38	1800	800	800	20130-628	23130-065	23130-063	23130-457
11	42	2000	600	600	20130-629	23130-065	23130-063	23130-454
12	42	2000	600	800	20130-630	23130-065	23130-063	23130-455
13	42	2000	800	600	20130-631	23130-065	23130-063	23130-456
14	42	2000	800	800	20130-632	23130-065	23130-063	23130-457
15	47	2200	600	600	20130-633	23130-065	23130-063	23130-454
16	47	2200	600	800	20130-634	23130-065	23130-063	23130-455
17	47	2200	800	800	20130-636	23130-065	23130-063	23130-457
Colour combinations					RAL 7021			RAL 7021
18	29	1400	600	600	20130-617	23130-065	23130-063	23130-454
19	29	1400	600	800	20130-618	23130-065	23130-063	23130-455
20	33	1600	600	600	20130-621	23130-065	23130-063	23130-454
21	33	1600	600	800	20130-622	23130-065	23130-063	23130-455
22	33	1600	800	600	20130-623	23130-065	23130-063	23130-456
23	33	1600	800	800	20130-624	23130-065	23130-063	23130-457
24	38	1800	600	600	20130-625	23130-065	23130-063	23130-454
25	38	1800	600	800	20130-626	23130-065	23130-063	23130-455
26	38	1800	800	600	20130-627	23130-065	23130-063	23130-456
27	38	1800	800	800	20130-628	23130-065	23130-063	23130-457
28	42	2000	600	600	20130-629	23130-065	23130-063	23130-454
29	42	2000	600	800	20130-630	23130-065	23130-063	23130-455
30	42	2000	800	600	20130-631	23130-065	23130-063	23130-456
31	42	2000	800	800	20130-632	23130-065	23130-063	23130-457
32	47	2200	600	600	20130-633	23130-065	23130-063	23130-454
33	47	2200	600	800	20130-634	23130-065	23130-063	23130-455
34	47	2200	800	800	20130-636	23130-065	23130-063	23130-457

Further dimensions and configurations online at [www.schroff.biz/conf](http://www.schroff.biz/conf)


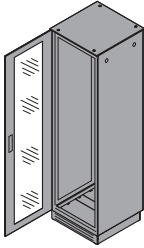
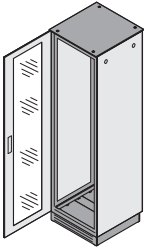
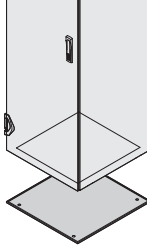

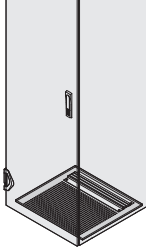




# Cabinets - VARISTAR Seismic ServicePLUS


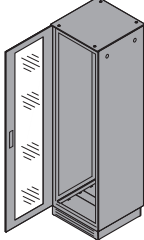
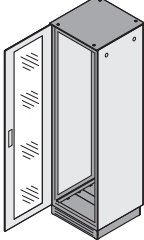

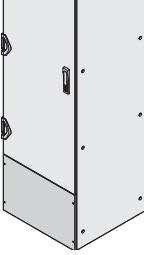



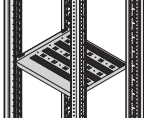



Seismic EMC

Base plates

					Base plates																																																																																												
					one-piece, EMC, IP 55	with cable ducting, EMC	perforated, with cable ducting, EMC																																																																																										
 <p>Completely in RAL 7021 (black grey)</p>  <p>Colour combination RAL 7035 (light grey)/RAL 7021 (black grey)</p>  <p><b>Cabinet dimensions</b></p> <table border="1"> <thead> <tr> <th>No.</th> <th>U</th> <th>Height mm</th> <th>Width mm</th> <th>Depth mm</th> </tr> </thead> <tbody> <tr><td>1</td><td>29</td><td>1400</td><td>600</td><td>600</td></tr> <tr><td>2</td><td>29</td><td>1400</td><td>600</td><td>800</td></tr> <tr><td>3</td><td>33</td><td>1600</td><td>600</td><td>600</td></tr> <tr><td>4</td><td>33</td><td>1600</td><td>600</td><td>800</td></tr> <tr><td>5</td><td>33</td><td>1600</td><td>800</td><td>600</td></tr> <tr><td>6</td><td>33</td><td>1600</td><td>800</td><td>800</td></tr> <tr><td>7</td><td>38</td><td>1800</td><td>600</td><td>600</td></tr> <tr><td>8</td><td>38</td><td>1800</td><td>600</td><td>800</td></tr> <tr><td>9</td><td>38</td><td>1800</td><td>800</td><td>600</td></tr> <tr><td>10</td><td>38</td><td>1800</td><td>800</td><td>800</td></tr> <tr><td>11</td><td>42</td><td>2000</td><td>600</td><td>600</td></tr> <tr><td>12</td><td>42</td><td>2000</td><td>600</td><td>800</td></tr> <tr><td>13</td><td>42</td><td>2000</td><td>800</td><td>600</td></tr> <tr><td>14</td><td>42</td><td>2000</td><td>800</td><td>800</td></tr> <tr><td>15</td><td>47</td><td>2200</td><td>600</td><td>600</td></tr> <tr><td>16</td><td>47</td><td>2200</td><td>600</td><td>800</td></tr> <tr><td>17</td><td>47</td><td>2200</td><td>800</td><td>800</td></tr> </tbody> </table>					No.	U	Height mm	Width mm	Depth mm	1	29	1400	600	600	2	29	1400	600	800	3	33	1600	600	600	4	33	1600	600	800	5	33	1600	800	600	6	33	1600	800	800	7	38	1800	600	600	8	38	1800	600	800	9	38	1800	800	600	10	38	1800	800	800	11	42	2000	600	600	12	42	2000	600	800	13	42	2000	800	600	14	42	2000	800	800	15	47	2200	600	600	16	47	2200	600	800	17	47	2200	800	800	 <p>01004051 AlZn, 1.5 mm, incl. GND/earthing, assembly from outside</p>	 <p>01004108 AlZn, 1.5 mm, rear opening 60 mm deep, incl. GND/earthing, assembly from outside</p>	 <p>01008051 AlZn, 1.5 mm, incl. GND/earthing; opening at rear for cabinet width of 600 mm: 359 x 60 mm, for cabinet width of 800 mm: 559 x 60 mm</p>
No.	U	Height mm	Width mm	Depth mm																																																																																													
1	29	1400	600	600																																																																																													
2	29	1400	600	800																																																																																													
3	33	1600	600	600																																																																																													
4	33	1600	600	800																																																																																													
5	33	1600	800	600																																																																																													
6	33	1600	800	800																																																																																													
7	38	1800	600	600																																																																																													
8	38	1800	600	800																																																																																													
9	38	1800	800	600																																																																																													
10	38	1800	800	800																																																																																													
11	42	2000	600	600																																																																																													
12	42	2000	600	800																																																																																													
13	42	2000	800	600																																																																																													
14	42	2000	800	800																																																																																													
15	47	2200	600	600																																																																																													
16	47	2200	600	800																																																																																													
17	47	2200	800	800																																																																																													
					1 piece assembled	1 piece assembled	1 piece assembled																																																																																										
<b>Completely in RAL 7021</b>					<b>AlZn</b>	<b>AlZn</b>	<b>AlZn</b>																																																																																										
1	29	1400	600	600	21130-281	21130-291	23130-400																																																																																										
2	29	1400	600	800	21130-282	21130-292	23130-401																																																																																										
3	33	1600	600	600	21130-281	21130-291	23130-400																																																																																										
4	33	1600	600	800	21130-282	21130-292	23130-401																																																																																										
5	33	1600	800	600	21130-283	21130-293	23130-402																																																																																										
6	33	1600	800	800	21130-284	21130-294	23130-403																																																																																										
7	38	1800	600	600	21130-281	21130-291	23130-400																																																																																										
8	38	1800	600	800	21130-282	21130-292	23130-401																																																																																										
9	38	1800	800	600	21130-283	21130-293	23130-402																																																																																										
10	38	1800	800	800	21130-284	21130-294	23130-403																																																																																										
11	42	2000	600	600	21130-281	21130-291	23130-400																																																																																										
12	42	2000	600	800	21130-282	21130-292	23130-401																																																																																										
13	42	2000	800	600	21130-283	21130-293	23130-402																																																																																										
14	42	2000	800	800	21130-284	21130-294	23130-403																																																																																										
15	47	2200	600	600	21130-281	21130-291	23130-400																																																																																										
16	47	2200	600	800	21130-282	21130-292	23130-401																																																																																										
17	47	2200	800	800	21130-284	21130-294	23130-403																																																																																										
<b>Colour combinations</b>					<b>AlZn</b>	<b>AlZn</b>	<b>AlZn</b>																																																																																										
18	29	1400	600	600	21130-281	21130-291	23130-400																																																																																										
19	29	1400	600	800	21130-282	21130-292	23130-401																																																																																										
20	33	1600	600	600	21130-281	21130-291	23130-400																																																																																										
21	33	1600	600	800	21130-282	21130-292	23130-401																																																																																										
22	33	1600	800	600	21130-283	21130-293	23130-402																																																																																										
23	33	1600	800	800	21130-284	21130-294	23130-403																																																																																										
24	38	1800	600	600	21130-281	21130-291	23130-400																																																																																										
25	38	1800	600	800	21130-282	21130-292	23130-401																																																																																										
26	38	1800	800	600	21130-283	21130-293	23130-402																																																																																										
27	38	1800	800	800	21130-284	21130-294	23130-403																																																																																										
28	42	2000	600	600	21130-281	21130-291	23130-400																																																																																										
29	42	2000	600	800	21130-282	21130-292	23130-401																																																																																										
30	42	2000	800	600	21130-283	21130-293	23130-402																																																																																										
31	42	2000	800	800	21130-284	21130-294	23130-403																																																																																										
32	47	2200	600	600	21130-281	21130-291	23130-400																																																																																										
33	47	2200	600	800	21130-282	21130-292	23130-401																																																																																										
34	47	2200	800	800	21130-284	21130-294	23130-403																																																																																										

# Cabinets - VARISTAR Seismic ServicePLUS

## Seismic EMC    Connecting plates for short doors/rear panels

  <p style="font-size: small;">Completely in RAL 7021 (black grey)</p>  <p style="font-size: small;">Colour combination RAL 7035 (light grey)/RAL 7021 (black grey)</p> <p><b>Cabinet dimensions</b></p> <table border="1" style="width: 100%; border-collapse: collapse; font-size: x-small;"> <thead> <tr> <th>No.</th> <th>U</th> <th>Height mm</th> <th>Width mm</th> <th>Depth mm</th> </tr> </thead> <tbody> <tr> <td></td> <td></td> <td>400</td> <td>600</td> <td></td> </tr> <tr> <td></td> <td></td> <td>400</td> <td>800</td> <td></td> </tr> </tbody> </table>	No.	U	Height mm	Width mm	Depth mm			400	600				400	800		<p><b>Dimensioning connecting plate door/rear panel</b></p>  <p style="font-size: x-small;">01005077</p> <p>door and rear panel must be selected 400 mm shorter than cabinet height</p>	<p><b>EMC connecting plate</b></p> <table border="1" style="width: 100%; border-collapse: collapse; font-size: x-small;"> <thead> <tr> <th style="width: 50%;">Flat plate, EMC, IP 55</th> <th style="width: 50%;">Shortened plate, EMC, IP 55</th> </tr> </thead> <tbody> <tr> <td style="text-align: center;">  <p style="font-size: x-small;">01005075</p> <p>flat plate, stainless steel, 1 mm, height 400 mm, mounting can be at top or bottom</p> </td> <td style="text-align: center;">  <p style="font-size: x-small;">01005074</p> <p>frame, stainless steel, 1 mm, mounting at top or bottom, height 400 mm, plate recessed by 40 mm, stainless steel, 1 mm</p> </td> </tr> <tr> <td style="text-align: center;">1 piece assembled</td> <td style="text-align: center;">1 piece assembled</td> </tr> </tbody> </table>		Flat plate, EMC, IP 55	Shortened plate, EMC, IP 55	 <p style="font-size: x-small;">01005075</p> <p>flat plate, stainless steel, 1 mm, height 400 mm, mounting can be at top or bottom</p>	 <p style="font-size: x-small;">01005074</p> <p>frame, stainless steel, 1 mm, mounting at top or bottom, height 400 mm, plate recessed by 40 mm, stainless steel, 1 mm</p>	1 piece assembled	1 piece assembled	<p><b>Other VARISTAR interior mounting parts</b></p>   <p style="font-size: x-small;">e.g. stationary shelves, 19" shelves, slide rails, cable ducting</p>
	No.	U	Height mm	Width mm	Depth mm																				
		400	600																						
		400	800																						
Flat plate, EMC, IP 55	Shortened plate, EMC, IP 55																								
 <p style="font-size: x-small;">01005075</p> <p>flat plate, stainless steel, 1 mm, height 400 mm, mounting can be at top or bottom</p>	 <p style="font-size: x-small;">01005074</p> <p>frame, stainless steel, 1 mm, mounting at top or bottom, height 400 mm, plate recessed by 40 mm, stainless steel, 1 mm</p>																								
1 piece assembled	1 piece assembled																								
		<b>RAL 7021</b>	<b>RAL 7021</b>																						
		21130-578	21130-580	from page 1.110																					
		21130-579	21130-581																						
		<b>RAL 7035</b>	<b>RAL 7035</b>																						
		22130-578	22130-580	from page 1.110																					
		22130-579	22130-581																						

# Cabinets – VARISTAR Seismic ServicePLUS

## Interior mounting Swing frames for cabinet width 600 mm

 			Swing frame	Stop 120°	Safety lock	Spare key
			 <small>01005070</small> St, 2 mm, RAL 7021, load-carrying capacity: 150 kg, 120° hinge, square locks incl. 2 keys	 <small>01005061</small> St; for safety reasons a swing frame stop is recommended	 <small>41001517</small> for swing frame, instead of square locking, incl. 2 keys	 <small>aza45216</small>
Height	Usable height	Width	1 piece assembled	PU 1 kit assembled	1 piece assembled	PU 2 pieces supplied loose
U	U	mm				
partial height	12	600	<b>21130-412</b>	<b>23130-158</b>	<b>60113-267</b>	<b>60220-003</b>
21	21	600	21130-413	23130-158	60113-267	60220-003
29	25	600	21130-414	23130-158	60113-267	60220-003
33	30	600	21130-415	23130-158	60113-267	60220-003
38	34	600	21130-416	23130-158	60113-267	60220-003
42	39	600	21130-417	23130-158	60113-267	60220-003
47	43	600	21130-418	23130-158	60113-267	60220-003

## Interior mounting Swing frames for cabinet width 800 mm

 			Swing frame	Stop 120°	Swing frame trim		Door opening 160°		Safety lock
			 <small>01005070</small> St, 2 mm, RAL 7021, load-carrying capacity 150 kg, 120° hinge, square locks incl. 2 keys	 <small>01005061</small> St; for safety reasons a swing frame stop is recommended	 <small>01005058</small> St, 1.5 mm, RAL 7021, trim (item 1, width 200 mm) incl. handle (item 2) and cut-out for cable eyes	 <small>01005057</small> St, 1.5 mm, RAL 7021, trim (item 1, 2 x width 100 mm) incl. handle (item 2) and cut-out for cable eyes	 <small>01005061</small> is screwed to the swing frame in place of the 120° hinge	 <small>01005061</small> St, RAL, usable only in connection with 160° hinge, swing frame stop is recommended for safety reasons	 <small>41001517</small> for swing frame, instead of square lock, incl. 2 keys
Height	Usable height	Width	1 piece assembled	PU 1 kit assembled	1 piece assembled	PU 2 pieces assembled	PU 2 pieces assembled	PU 1 kit assembled	1 piece assembled
U	U	mm							
partial height	12	800	<b>21130-422</b>	<b>23130-158</b>	–	–	<b>23130-160</b>	<b>23130-159</b>	<b>60113-267</b>
partial height	21	800	21130-423	23130-158	21130-432	21130-442	23130-160	23130-159	60113-267
29	25	800	21130-424	23130-158	21130-433	21130-443	23130-160	23130-159	60113-267
33	30	800	21130-425	23130-158	21130-434	21130-444	23130-160	23130-159	60113-267
38	34	800	21130-426	23130-158	21130-435	21130-445	23130-160	23130-159	60113-267
42	39	800	21130-427	23130-158	21130-436	21130-446	23130-160	23130-159	60113-267
47	43	800	21130-428	23130-158	21130-437	21130-447	23130-160	23130-159	60113-267

# Cabinets - VARISTAR Seismic ServicePLUS

## Interior mounting 19" panel/slide mounts

		Cabinet dimensions		Dimension Standard fitting		19" panel/slide mounts EIA		U height identification for 19" panel/slide mount	19" assembly kit M6	Adapter bracket for reduced width	
						Painted RAL 7021	AlZn				
No.	U	mm	mm	mm	$x_f$ mm	c mm	PU 1 pair assembled	PU 1 pair assembled	PU 4 pieces assembled	PU 50 pieces supplied loose	PU 4 pieces assembled
		<b>Completely in RAL 7021</b>					<b>RAL 7021</b>	<b>AlZn</b>			<b>AlZn</b>
1	29	1400	600	600	50	500	23130-012	23130-032	25127-997	21101-809	-
2	29	1400	600	800	50	700	23130-012	23130-032	25127-997	21101-809	-
3	33	1600	600	600	50	500	23130-013	23130-033	25127-997	21101-809	-
4	33	1600	600	800	50	700	23130-013	23130-033	25127-997	21101-809	-
5	33	1600	800	600	50	500	23130-013	23130-033	25127-997	21101-809	23130-091
6	33	1600	800	800	150	500	23130-013	23130-033	25127-997	21101-809	23130-091
7	38	1800	600	600	50	500	23130-014	23130-034	25127-997	21101-809	-
8	38	1800	600	800	50	700	23130-014	23130-034	25127-997	21101-809	-
9	38	1800	800	600	50	500	23130-014	23130-034	25127-997	21101-809	23130-091
10	38	1800	800	800	150	500	23130-014	23130-034	25127-997	21101-809	23130-091
11	42	2000	600	600	50	500	23130-015	23130-035	25127-997	21101-809	-
12	42	2000	600	800	50	700	23130-015	23130-035	25127-997	21101-809	-
13	42	2000	800	600	50	500	23130-015	23130-035	25127-997	21101-809	23130-091
14	42	2000	800	800	150	500	23130-015	23130-035	25127-997	21101-809	23130-091
15	47	2200	600	600	50	500	23130-016	23130-036	25127-997	21101-809	-
16	47	2200	600	800	50	700	23130-016	23130-036	25127-997	21101-809	-
17	47	2200	800	800	150	500	23130-016	23130-036	25127-997	21101-809	23130-091
		<b>Colour combinations</b>					<b>RAL 7035</b>	<b>AlZn</b>			
18	29	1400	600	600	50	500	23130-022	23130-032	25127-997	21101-809	-
19	29	1400	600	800	50	700	23130-022	23130-032	25127-997	21101-809	-
20	33	1600	600	600	50	500	23130-023	23130-033	25127-997	21101-809	-
21	33	1600	600	800	50	700	23130-023	23130-033	25127-997	21101-809	-
22	33	1600	800	600	50	500	23130-023	23130-033	25127-997	21101-809	23130-091
23	33	1600	800	800	150	500	23130-023	23130-033	25127-997	21101-809	23130-091
24	38	1800	600	600	50	500	23130-024	23130-034	25127-997	21101-809	-
25	38	1800	600	800	50	700	23130-024	23130-034	25127-997	21101-809	-
26	38	1800	800	600	50	500	23130-024	23130-034	25127-997	21101-809	23130-091
27	38	1800	800	800	150	500	23130-024	23130-034	25127-997	21101-809	23130-091
28	42	2000	600	600	50	500	23130-025	23130-035	25127-997	21101-809	-
29	42	2000	600	800	50	700	23130-025	23130-035	25127-997	21101-809	-
30	42	2000	800	600	50	500	23130-025	23130-035	25127-997	21101-809	23130-091
31	42	2000	800	800	150	500	23130-025	23130-035	25127-997	21101-809	23130-091
32	47	2200	600	600	50	500	23130-026	23130-036	25127-997	21101-809	-
33	47	2200	600	800	50	700	23130-026	23130-036	25127-997	21101-809	-
34	47	2200	800	800	150	500	23130-026	23130-036	25127-997	21101-809	23130-091

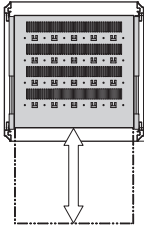
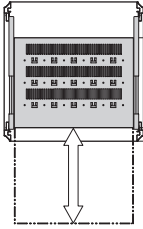
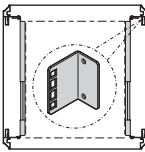
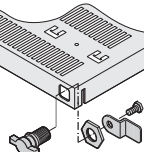

# Cabinets - VARISTAR Seismic ServicePLUS

Interior mounting Mounting plates, stationary shelves, 75 kg

Cabinet dimensions					Mounting plate			Stationary shelf	Stationary shelf	
					Full height	Height 1200 mm	Strengthening brackets	Full depth	Shortened by 100 mm	Depth member, 3 rows
No.	Height U	Width mm	Depth mm	1 piece assembled	1 piece assembled	PU 2 pieces assembled	1 piece assembled	1 piece assembled	PU 1 pair assembled	
<b>Completely in RAL 7021</b>					zinc-plated	zinc-plated	RAL 7021	RAL 7021	RAL 7021	AlZn
1	29	1400	600	600	-	23130-413	23130-418	21130-323	21130-322	23130-081
2	29	1400	600	800	-	23130-413	23130-418	21130-325	21130-324	23130-082
3	33	1600	600	600	-	23130-413	23130-418	21130-323	21130-322	23130-081
4	33	1600	600	800	-	23130-413	23130-418	21130-325	21130-324	23130-082
5	33	1600	800	600	-	23130-414	23130-418	21130-333	21130-332	23130-081
6	33	1600	800	800	-	23130-414	23130-418	21130-335	21130-334	23130-082
7	38	1800	600	600	23130-405	23130-413	23130-418	21130-323	21130-322	23130-081
8	38	1800	600	800	23130-405	23130-413	23130-418	21130-325	21130-324	23130-082
9	38	1800	800	600	23130-406	23130-414	23130-418	21130-333	21130-332	23130-081
10	38	1800	800	800	23130-406	23130-414	23130-418	21130-335	21130-334	23130-082
11	42	2000	600	600	23130-407	23130-413	23130-418	21130-323	21130-322	23130-081
12	42	2000	600	800	23130-407	23130-413	23130-418	21130-325	21130-324	23130-082
13	42	2000	800	600	23130-408	23130-414	23130-418	21130-333	21130-332	23130-081
14	42	2000	800	800	23130-408	23130-414	23130-418	21130-335	21130-334	23130-082
15	47	2200	600	600	-	23130-413	23130-418	21130-323	21130-322	23130-081
16	47	2200	600	800	-	23130-413	23130-418	21130-325	21130-324	23130-082
17	47	2200	800	800	-	23130-414	23130-418	21130-335	21130-334	23130-082
<b>Colour combinations</b>					zinc-plated	zinc-plated	RAL 7021	RAL 7035	RAL 7035	AlZn
18	29	1400	600	600	-	23130-413	23130-418	22130-323	22130-322	23130-081
19	29	1400	600	800	-	23130-413	23130-418	22130-325	22130-324	23130-082
20	33	1600	600	600	-	23130-413	23130-418	22130-323	22130-322	23130-081
21	33	1600	600	800	-	23130-413	23130-418	22130-325	22130-324	23130-082
22	33	1600	800	600	-	23130-414	23130-418	22130-333	22130-332	23130-081
23	33	1600	800	800	-	23130-414	23130-418	22130-335	22130-324	23130-082
24	38	1800	600	600	23130-405	23130-413	23130-418	22130-323	22130-322	23130-081
25	38	1800	600	800	23130-405	23130-413	23130-418	22130-325	22130-324	23130-082
26	38	1800	800	600	23130-406	23130-414	23130-418	22130-333	22130-332	23130-081
27	38	1800	800	800	23130-406	23130-414	23130-418	22130-335	22130-324	23130-082
28	42	2000	600	600	23130-407	23130-413	23130-418	22130-323	22130-322	23130-081
29	42	2000	600	800	23130-407	23130-413	23130-418	22130-325	22130-324	23130-082
30	42	2000	800	600	23130-408	23130-414	23130-418	22130-333	22130-332	23130-081
31	42	2000	800	800	23130-408	23130-414	23130-418	22130-335	22130-324	23130-082
32	47	2200	600	600	-	23130-413	23130-418	22130-323	22130-322	23130-081
33	47	2200	600	800	-	23130-413	23130-418	22130-325	22130-324	23130-082
34	47	2200	800	800	-	23130-414	23130-418	22130-335	22130-334	23130-082

# Cabinets - VARISTAR Seismic ServicePLUS

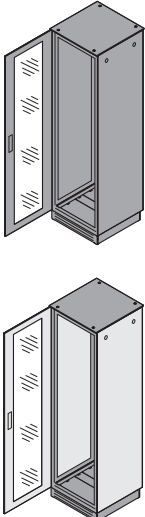
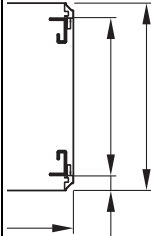
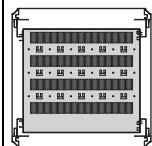
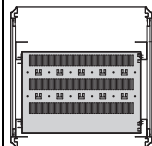
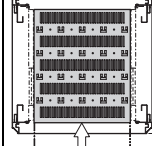
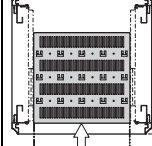
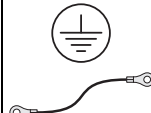
Interior mounting Telescopic shelves, 70 kg

					Telescopic shelf, 2 U				
					Full depth	Shortened by 100 mm	Mounting bracket	T-bar lock	GND/earthing
									
					01004144	01004145	01005054	01004125	05904052
					St, 1.5 mm, static load-carrying capacity 70/50 kg (width 600/800 mm), incl. telescopic slide, please order mounting bracket separately	St, 1.5 mm, static load-carrying capacity 70/50 kg (width 600/800 mm), incl. telescopic slide, please order mounting bracket separately	St, finish AlZn	to lock the telescopic shelf	for telescopic shelf
Cabinet dimensions					1 piece assembled	1 piece assembled	PU 4 pieces assembled	1 piece assembled	PU 1 kit assembled
No.	U	Height mm	Width mm	Depth mm					
Completely in RAL 7021					RAL 7021	RAL 7021	AlZn		
1	29	1400	600	600	21130-353	21130-352	23130-274	23130-092	23130-140
2	29	1400	600	800	21130-355	21130-354			
3	33	1600	600	600	21130-353	21130-352	23130-274	23130-092	23130-140
4	33	1600	600	800	21130-355	21130-354			
5	33	1600	800	600	21130-373	21130-372	23130-274	23130-092	23130-140
6	33	1600	800	800	21130-375	21130-374			
7	38	1800	600	600	21130-353	21130-352	23130-274	23130-092	23130-140
8	38	1800	600	800	21130-355	21130-354			
9	38	1800	800	600	21130-373	21130-372	23130-274	23130-092	23130-140
10	38	1800	800	800	21130-375	21130-374			
11	42	2000	600	600	21130-353	21130-352	23130-274	23130-092	23130-140
12	42	2000	600	800	21130-355	21130-354			
13	42	2000	800	600	21130-373	21130-372	23130-274	23130-092	23130-140
14	42	2000	800	800	21130-375	21130-374			
15	47	2200	600	600	21130-353	21130-352	23130-274	23130-092	23130-140
16	47	2200	600	800	21130-355	21130-354			
17	47	2200	800	800	21130-375	21130-374	23130-274	23130-092	23130-140
Colour combinations					RAL 7035	RAL 7035	AlZn		RAL 7021
18	29	1400	600	600	22130-353	22130-352	23130-274	23130-092	23130-140
19	29	1400	600	800	22130-355	22130-354			
20	33	1600	600	600	22130-353	22130-352	23130-274	23130-092	23130-140
21	33	1600	600	800	22130-355	22130-354			
22	33	1600	800	600	22130-373	22130-372	23130-274	23130-092	23130-140
23	33	1600	800	800	22130-375	22130-374			
24	38	1800	600	600	22130-353	22130-352	23130-274	23130-092	23130-140
25	38	1800	600	800	22130-355	22130-354			
26	38	1800	800	600	22130-373	22130-372	23130-274	23130-092	23130-140
27	38	1800	800	800	22130-375	22130-374			
28	42	2000	600	600	22130-353	22130-352	23130-274	23130-092	23130-140
29	42	2000	600	800	22130-355	22130-354			
30	42	2000	800	600	22130-373	22130-372	23130-274	23130-092	23130-140
31	42	2000	800	800	22130-375	22130-374			
32	47	2200	600	600	22130-353	22130-352	23130-274	23130-092	23130-140
33	47	2200	600	800	22130-355	22130-354			
34	47	2200	800	800	22130-375	22130-374	23130-274	23130-092	23130-140



# Cabinets - VARISTAR Seismic ServicePLUS


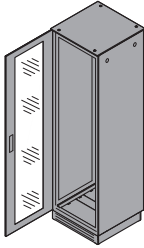
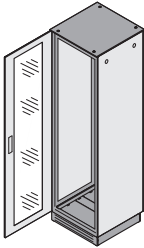
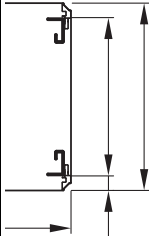
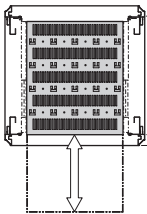
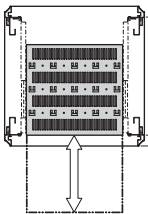
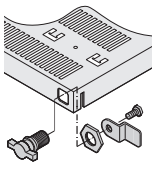
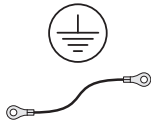
Interior mounting 19" shelves 1 U, stationary 75 kg, telescopic 30 kg

					Dimension Standard fitting		19" stationary shelf, 1 U, 75 kg		19" telescopic shelf, 1 U, 30 kg		GND/earthing					
							Full depth	Shortened by 100 mm	Full depth	Shortened by 100 mm						
 <p>Completely in RAL 7021 (black grey)</p> <p>Colour combination RAL 7035 (light grey)/RAL 7021 (black grey)</p> <p><b>Cabinet dimensions</b></p> <table border="1"> <thead> <tr> <th>No.</th> <th>U</th> <th>Height mm</th> <th>Width mm</th> <th>Depth mm</th> </tr> </thead> </table>					No.	U	Height mm	Width mm	Depth mm	 <p>01004146</p> <p><math>x_f</math> = distance from front</p> <p><math>c</math> = pitch of 19" panel/slide mounts</p> <p>D = cabinet depth</p> <p>W = cabinet width</p>		 <p>01004118</p> <p>St, 1.5 mm, static load-carrying capacity 75 kg, depth 600 mm, incl. GND/earthing</p>	 <p>01004119</p> <p>St, 1.5 mm, static load-carrying capacity 75 kg, depth 500 mm, incl. GND/earthing</p>	 <p>01004123</p> <p>St, 1.5 mm, static load-carrying capacity 30 kg, incl. telescopic slide; please order GND/earthing kit separately</p>	 <p>01004122</p> <p>St, 1.5 mm, static load-carrying capacity 30 kg, incl. telescopic slide; please order GND/earthing kit separately</p>	 <p>05904052</p> <p>for telescopic shelf</p>
					No.	U	Height mm	Width mm	Depth mm							
Completely in RAL 7021							<b>RAL 7021</b>	<b>RAL 7021</b>	<b>RAL 7021</b>	<b>RAL 7021</b>	<b>PU 1 kit assembled</b>					
1	29	1400	600	600	50	500	<b>21130-303</b>	<b>21130-302</b>	<b>21130-343</b>	<b>21130-342</b>	23130-140					
2	29	1400	600	800	50	700	<b>21130-305</b>	<b>21130-304</b>	<b>21130-345</b>	<b>21130-344</b>	23130-140					
3	33	1600	600	600	50	500	<b>21130-303</b>	<b>21130-302</b>	<b>21130-343</b>	<b>21130-342</b>	23130-140					
4	33	1600	600	800	50	700	<b>21130-305</b>	<b>21130-304</b>	<b>21130-345</b>	<b>21130-344</b>	23130-140					
5	33	1600	800	600	50	500	<b>21130-303</b>	<b>21130-302</b>	<b>21130-343</b>	<b>21130-342</b>	23130-140					
6	33	1600	800	800	150	500	<b>21130-303</b>	<b>21130-302</b>	<b>21130-343</b>	<b>21130-342</b>	23130-140					
7	38	1800	600	600	50	500	<b>21130-303</b>	<b>21130-302</b>	<b>21130-343</b>	<b>21130-342</b>	23130-140					
8	38	1800	600	800	50	700	<b>21130-305</b>	<b>21130-304</b>	<b>21130-345</b>	<b>21130-344</b>	23130-140					
9	38	1800	800	600	50	500	<b>21130-303</b>	<b>21130-302</b>	<b>21130-343</b>	<b>21130-342</b>	23130-140					
10	38	1800	800	800	150	500	<b>21130-303</b>	<b>21130-302</b>	<b>21130-343</b>	<b>21130-342</b>	23130-140					
11	42	2000	600	600	50	500	<b>21130-303</b>	<b>21130-302</b>	<b>21130-343</b>	<b>21130-342</b>	23130-140					
12	42	2000	600	800	50	700	<b>21130-305</b>	<b>21130-304</b>	<b>21130-345</b>	<b>21130-344</b>	23130-140					
13	42	2000	800	600	50	500	<b>21130-303</b>	<b>21130-302</b>	<b>21130-343</b>	<b>21130-342</b>	23130-140					
14	42	2000	800	800	150	500	<b>21130-303</b>	<b>21130-302</b>	<b>21130-343</b>	<b>21130-342</b>	23130-140					
15	47	2200	600	600	50	500	<b>21130-303</b>	<b>21130-302</b>	<b>21130-343</b>	<b>21130-342</b>	23130-140					
16	47	2200	600	800	50	700	<b>21130-305</b>	<b>21130-304</b>	<b>21130-345</b>	<b>21130-344</b>	23130-140					
17	47	2200	800	800	150	500	<b>21130-303</b>	<b>21130-302</b>	<b>21130-343</b>	<b>21130-342</b>	23130-140					
Colour combinations							<b>RAL 7035</b>	<b>RAL 7035</b>	<b>RAL 7035</b>	<b>RAL 7035</b>						
18	29	1400	600	600	50	500	<b>22130-303</b>	<b>22130-302</b>	<b>22130-343</b>	<b>22130-342</b>	23130-140					
19	29	1400	600	800	50	700	<b>22130-305</b>	<b>22130-304</b>	<b>22130-345</b>	<b>22130-344</b>	23130-140					
20	33	1600	600	600	50	500	<b>22130-303</b>	<b>22130-302</b>	<b>22130-343</b>	<b>22130-342</b>	23130-140					
21	33	1600	600	800	50	700	<b>22130-305</b>	<b>22130-304</b>	<b>22130-345</b>	<b>22130-344</b>	23130-140					
22	33	1600	800	600	50	500	<b>22130-303</b>	<b>22130-302</b>	<b>22130-343</b>	<b>22130-342</b>	23130-140					
23	33	1600	800	800	150	500	<b>22130-303</b>	<b>22130-302</b>	<b>22130-343</b>	<b>22130-342</b>	23130-140					
24	38	1800	600	600	50	500	<b>22130-303</b>	<b>22130-302</b>	<b>22130-343</b>	<b>22130-342</b>	23130-140					
25	38	1800	600	800	50	700	<b>22130-305</b>	<b>22130-304</b>	<b>22130-345</b>	<b>22130-344</b>	23130-140					
26	38	1800	800	600	50	500	<b>22130-303</b>	<b>22130-302</b>	<b>22130-343</b>	<b>22130-342</b>	23130-140					
27	38	1800	800	800	150	500	<b>22130-303</b>	<b>22130-302</b>	<b>22130-343</b>	<b>22130-342</b>	23130-140					
28	42	2000	600	600	50	500	<b>22130-303</b>	<b>22130-302</b>	<b>22130-343</b>	<b>22130-342</b>	23130-140					
29	42	2000	600	800	50	700	<b>22130-305</b>	<b>22130-304</b>	<b>22130-345</b>	<b>22130-344</b>	23130-140					
30	42	2000	800	600	50	500	<b>22130-303</b>	<b>22130-302</b>	<b>22130-343</b>	<b>22130-342</b>	23130-140					
31	42	2000	800	800	150	500	<b>22130-303</b>	<b>22130-302</b>	<b>22130-343</b>	<b>22130-342</b>	23130-140					
32	47	2200	600	600	50	500	<b>22130-303</b>	<b>22130-302</b>	<b>22130-343</b>	<b>22130-342</b>	23130-140					
33	47	2200	600	800	50	700	<b>22130-305</b>	<b>22130-304</b>	<b>22130-345</b>	<b>22130-344</b>	23130-140					
34	47	2200	800	800	150	500	<b>22130-303</b>	<b>22130-302</b>	<b>22130-343</b>	<b>22130-342</b>	23130-140					



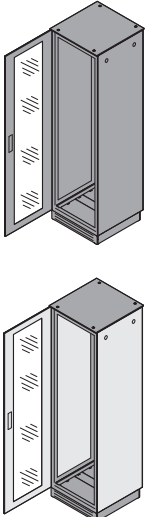
# Cabinets - VARISTAR Seismic ServicePLUS

Interior mounting 19" telescopic shelves, 2 U, 70 kg

		Dimension Standard fitting		Telescopic shelf, 2 U, 70 kg						
				Full depth	Shortened by 100 mm	T-bar lock	GND/earthing			
  <p style="font-size: small;">Completely in RAL 7021 (black grey)</p>  <p style="font-size: small;">Colour combination RAL 7035 (light grey)/RAL 7021 (black grey)</p>		 <p style="font-size: x-small;">01004146</p> <p style="font-size: x-small;"><math>x_f</math> = distance from front <math>c</math> = pitch of 19" panel/slide mounts <math>D</math> = cabinet depth <math>W</math> = cabinet width</p>		 <p style="font-size: x-small;">01004123</p> <p style="font-size: x-small;">St, 1.5 mm, RAL 7021, static load-carrying capacity 70 kg, width 417 mm, depth 482 mm, incl. telescopic slide, please order T-bar lock and earthing kit separately</p>	 <p style="font-size: x-small;">01004122</p> <p style="font-size: x-small;">St, 1.5 mm, RAL 7021, static load-carrying capacity 70 kg, width 400 mm, depth 682 mm, incl. telescopic slide, please order T-bar lock and earthing kit separately</p>	 <p style="font-size: x-small;">01004125</p> <p style="font-size: x-small;">to lock the telescopic shelf</p>	 <p style="font-size: x-small;">05904052</p> <p style="font-size: x-small;">for telescopic shelf</p>			
		No.	U	Height mm	Width mm	Depth mm	$x_f$ mm	$c$ mm	1 piece assembled	1 piece assembled
Completely in RAL 7021							RAL 7021	RAL 7021		
1	29	1400	600	600	50	500	21130-353	21130-352		
2	29	1400	600	800	50	700	21130-355	21130-354	23130-092	23130-140
3	33	1600	600	600	50	500	21130-353	21130-352		
4	33	1600	600	800	50	700	21130-355	21130-354	23130-092	23130-140
5	33	1600	800	600	50	500	21130-353	21130-352	23130-092	23130-140
6	33	1600	800	800	150	500	21130-355	21130-354		
7	38	1800	600	600	50	500	21130-353	21130-352	23130-092	23130-140
8	38	1800	600	800	50	700	21130-355	21130-354		
9	38	1800	800	600	50	500	21130-353	21130-352	23130-092	23130-140
10	38	1800	800	800	150	500	21130-355	21130-354		
11	42	2000	600	600	50	500	21130-353	21130-352	23130-092	23130-140
12	42	2000	600	800	50	700	21130-355	21130-354		
13	42	2000	800	600	50	500	21130-353	21130-352	23130-092	23130-140
14	42	2000	800	800	150	500	21130-355	21130-354		
15	47	2200	600	600	50	500	21130-353	21130-352	23130-092	23130-140
16	47	2200	600	800	50	700	21130-355	21130-354		
17	47	2200	800	800	150	500	21130-353	21130-352	23130-092	23130-140
Colour combinations							RAL 7035	RAL 7035	RAL 7035	RAL 7035
18	29	1400	600	600	50	500	22130-353	22130-352		
19	29	1400	600	800	50	700	22130-355	22130-354	23130-092	23130-140
20	33	1600	600	600	50	500	22130-353	22130-352		
21	33	1600	600	800	50	700	22130-355	22130-354	23130-092	23130-140
22	33	1600	800	600	50	500	22130-353	22130-352		
23	33	1600	800	800	150	500	22130-355	22130-354	23130-092	23130-140
24	38	1800	600	600	50	500	22130-353	22130-352		
25	38	1800	600	800	50	700	22130-355	22130-354	23130-092	23130-140
26	38	1800	800	600	50	500	22130-353	22130-352		
27	38	1800	800	800	150	500	22130-355	22130-354	23130-092	23130-140
28	42	2000	600	600	50	500	22130-353	22130-352		
29	42	2000	600	800	50	700	22130-355	22130-354	23130-092	23130-140
30	42	2000	800	600	50	500	22130-353	22130-352		
31	42	2000	800	800	150	500	22130-355	22130-352	23130-092	23130-140
32	47	2200	600	600	50	500	22130-353	22130-352		
33	47	2200	600	800	50	700	22130-355	22130-354	23130-092	23130-140
34	47	2200	800	800	150	500	22130-353	22130-352	23130-092	23130-140


# Cabinets – VARISTAR Seismic ServicePLUS

## Interior mounting Slide rails, depth members

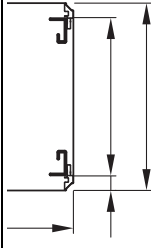


Completely in RAL 7021 (black grey)

Colour combination RAL 7035 (light grey)/RAL 7021 (black grey)



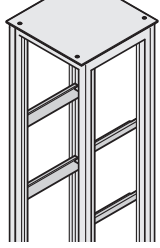
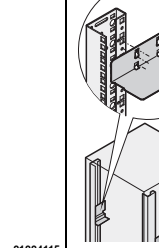
**Dimension Standard fitting**



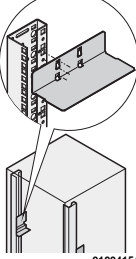
01004146

$x_f$  = distance from front  
 $c$  = pitch of 19" panel/slide mounts  
 $D$  = cabinet depth  
 $W$  = cabinet width

**Slide rail**

25 kg	100 kg
 <p style="font-size: x-small;">01004115</p>	 <p style="font-size: x-small;">01004115</p>
<p style="font-size: x-small;">St, 1.5 mm, finish AlZn, static load-carrying capacity 25 kg/ pair</p>	<p style="font-size: x-small;">St, 2.5 mm, zinc-plated, static load-carrying capacity 100 kg/ pair</p>
<b>PU 2 pieces supplied loose</b>	<b>PU 2 pieces supplied loose</b>

**Short slide rail**

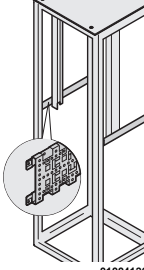


01004154

St, 1.5 mm, finish AlZn, static load-carrying capacity 15 kg/ pair

**PU 1 kit supplied loose**

**Depth member, 3 rows**



01004126

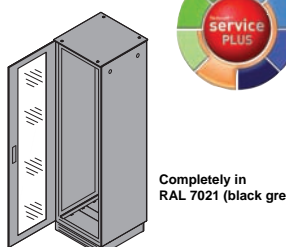
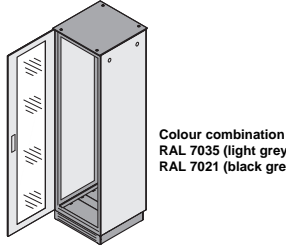
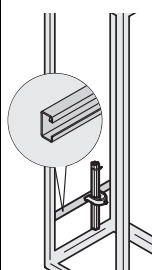
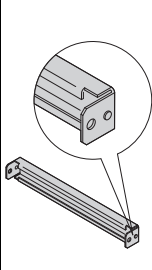
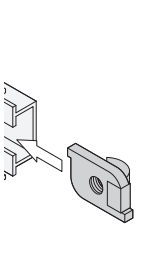
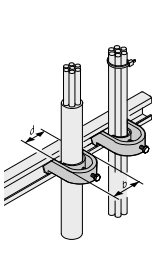
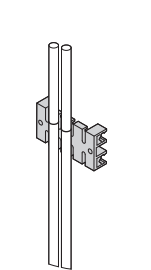
length 460 mm, St, 1.5 mm, finish AlZn; required for recessed shelf

**PU 1 pair assembled**

No.	Cabinet dimensions				$x_f$ mm	$c$ mm	Slide rail		Short slide rail	Depth member, 3 rows
	Height U mm	Width mm	Depth mm	mm			PU 2 pieces supplied loose	PU 2 pieces supplied loose		
<b>Completely in RAL 7021</b>										
							<b>AlZn</b>	<b>zinc-plated</b>	<b>AlZn</b>	<b>AlZn</b>
1	29	1400	600	600	50	500	23130-096	23130-118	23130-094	23130-081
2	29	1400	600	800	50	700	23130-097	23130-119		23130-082
3	33	1600	600	600	50	500	23130-096	23130-118	23130-094	23130-081
4	33	1600	600	800	50	700	23130-097	23130-119		23130-082
5	33	1600	800	600	50	500	23130-096	23130-118	23130-094	23130-081
6	33	1600	800	800	150	500	23130-096	23130-118	23130-094	23130-082
7	38	1800	600	600	50	500	23130-096	23130-118	23130-094	23130-081
8	38	1800	600	800	50	700	23130-097	23130-119	23130-094	23130-082
9	38	1800	800	600	50	500	23130-096	23130-118	23130-094	23130-081
10	38	1800	800	800	150	500	23130-096	23130-118	23130-094	23130-082
11	42	2000	600	600	50	500	23130-096	23130-118	23130-094	23130-081
12	42	2000	600	800	50	700	23130-097	23130-119	23130-094	23130-082
13	42	2000	800	600	50	500	23130-096	23130-118	23130-094	23130-081
14	42	2000	800	800	150	500	23130-096	23130-118	23130-094	23130-082
15	47	2200	600	600	50	500	23130-096	23130-118	23130-094	23130-081
16	47	2200	600	800	50	700	23130-097	23130-119	23130-094	23130-082
17	47	2200	800	800	150	500	23130-096	23130-118	23130-094	23130-082
<b>Colour combinations</b>										
							<b>AlZn</b>	<b>zinc-plated</b>	<b>AlZn</b>	<b>AlZn</b>
18	29	1400	600	600	50	500	23130-096	23130-118	23130-094	23130-081
19	29	1400	600	800	50	700	23130-097	23130-119	23130-094	23130-082
20	33	1600	600	600	50	500	23130-096	23130-118	23130-094	23130-081
21	33	1600	600	800	50	700	23130-097	23130-119	23130-094	23130-082
22	33	1600	800	600	50	500	23130-096	23130-118	23130-094	23130-081
23	33	1600	800	800	150	500	23130-096	23130-118	23130-094	23130-082
24	38	1800	600	600	50	500	23130-096	23130-118	23130-094	23130-081
25	38	1800	600	800	50	700	23130-097	23130-119	23130-094	23130-082
26	38	1800	800	600	50	500	23130-096	23130-118	23130-094	23130-081
27	38	1800	800	800	150	500	23130-096	23130-118	23130-094	23130-082
28	42	2000	600	600	50	500	23130-096	23130-118	23130-094	23130-081
29	42	2000	600	800	50	700	23130-097	23130-119	23130-094	23130-082
30	42	2000	800	600	50	500	23130-096	23130-118	23130-094	23130-081
31	42	2000	800	800	150	500	23130-096	23130-118	23130-094	23130-082
32	47	2200	600	600	50	500	23130-096	23130-118	23130-094	23130-081
33	47	2200	600	800	50	700	23130-097	23130-119	23130-094	23130-082
34	47	2200	800	800	150	500	23130-096	23130-118	23130-094	23130-082


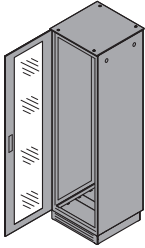
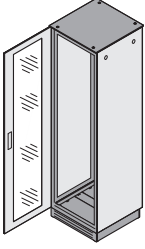
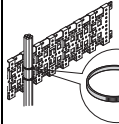
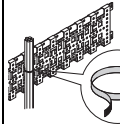




# Cabinets - VARISTAR Seismic ServicePLUS

## Interior mounting Cable ductings

		Cable ducting with C-profile							
		C-rail for cabinet depth	C-rail for cabinet width	Slide nut	Cable shell	Cable support for C-rail			
 <p style="font-size: small;">Completely in RAL 7021 (black grey)</p>  <p style="font-size: small;">Colour combination RAL 7035 (light grey)/RAL 7021 (black grey)</p>		 <p style="font-size: x-small;">01006109</p> <p style="font-size: x-small;">St, 1.5 mm, finish AlZn</p>	 <p style="font-size: x-small;">01006107</p> <p style="font-size: x-small;">St, 1.5 mm, finish AlZn</p>	 <p style="font-size: x-small;">01504054</p> <p style="font-size: x-small;">for C-rail</p>	 <p style="font-size: x-small;">vnt009</p> <p style="font-size: x-small;">for C-rail or for cable support rail, for cable bundles of 42 ... 46 mm, further dimensions see page 1.93</p>	 <p style="font-size: x-small;">01006110</p> <p style="font-size: x-small;">PA, UL 94 V-0, black, assembly by clipping onto the C-rail</p>			
No.	U	Height mm	Width mm	Depth mm	PU 2 pieces supplied loose	PU 2 pieces supplied loose	PU 10 pieces supplied loose	PU 10 pieces supplied loose	PU 5 pieces supplied loose
<b>Completely in RAL 7021</b>					<b>AlZn</b>	<b>AlZn</b>			
1	29	1400	600	600	23130-086	23130-333	21120-140	20114-731	60118-472
2	29	1400	600	800	23130-087	23130-333	21120-140	20114-731	60118-472
3	33	1600	600	600	23130-086	23130-333	21120-140	20114-731	60118-472
4	33	1600	600	800	23130-087	23130-333	21120-140	20114-731	60118-472
5	33	1600	800	600	23130-086	23130-334	21120-140	20114-731	60118-472
6	33	1600	800	800	23130-087	23130-334	21120-140	20114-731	60118-472
7	38	1800	600	600	23130-086	23130-333	21120-140	20114-731	60118-472
8	38	1800	600	800	23130-087	23130-333	21120-140	20114-731	60118-472
9	38	1800	800	600	23130-086	23130-334	21120-140	20114-731	60118-472
10	38	1800	800	800	23130-087	23130-334	21120-140	20114-731	60118-472
11	42	2000	600	600	23130-086	23130-333	21120-140	20114-731	60118-472
12	42	2000	600	800	23130-087	23130-333	21120-140	20114-731	60118-472
13	42	2000	800	600	23130-086	23130-334	21120-140	20114-731	60118-472
14	42	2000	800	800	23130-087	23130-334	21120-140	20114-731	60118-472
15	47	2200	600	600	23130-086	23130-333	21120-140	20114-731	60118-472
16	47	2200	600	800	23130-087	23130-333	21120-140	20114-731	60118-472
17	47	2200	800	800	23130-087	23130-334	21120-140	20114-731	60118-472
<b>Colour combinations</b>					<b>AlZn</b>	<b>AlZn</b>			
18	29	1400	600	600	23130-086	23130-333	21120-140	20114-731	60118-472
19	29	1400	600	800	23130-087	23130-333	21120-140	20114-731	60118-472
20	33	1600	600	600	23130-086	23130-333	21120-140	20114-731	60118-472
21	33	1600	600	800	23130-087	23130-333	21120-140	20114-731	60118-472
22	33	1600	800	600	23130-086	23130-334	21120-140	20114-731	60118-472
23	33	1600	800	800	23130-087	23130-334	21120-140	20114-731	60118-472
24	38	1800	600	600	23130-086	23130-333	21120-140	20114-731	60118-472
25	38	1800	600	800	23130-087	23130-333	21120-140	20114-731	60118-472
26	38	1800	800	600	23130-086	23130-334	21120-140	20114-731	60118-472
27	38	1800	800	800	23130-087	23130-334	21120-140	20114-731	60118-472
28	42	2000	600	600	23130-086	23130-333	21120-140	20114-731	60118-472
29	42	2000	600	800	23130-087	23130-333	21120-140	20114-731	60118-472
30	42	2000	800	600	23130-086	23130-334	21120-140	20114-731	60118-472
31	42	2000	800	800	23130-087	23130-334	21120-140	20114-731	60118-472
32	47	2200	600	600	23130-086	23130-333	21120-140	20114-731	60118-472
33	47	2200	600	800	23130-087	23130-333	21120-140	20114-731	60118-472
34	47	2200	800	800	23130-087	23130-334	21120-140	20114-731	60118-472


# Cabinets – VARISTAR Seismic ServicePLUS

Interior mounting Cable ties, Velcro

					Cable tie	Velcro	General components																																																																																										
 <p>Completely in RAL 7021 (black grey)</p>  <p>Colour combination RAL 7035 (light grey)/RAL 7021 (black grey)</p>  <p><b>Cabinet dimensions</b></p> <table border="1"> <thead> <tr> <th>No.</th> <th>Height U</th> <th>Width mm</th> <th>Depth mm</th> <th></th> </tr> </thead> <tbody> <tr><td>1</td><td>29</td><td>1400</td><td>600</td><td>600</td></tr> <tr><td>2</td><td>29</td><td>1400</td><td>600</td><td>800</td></tr> <tr><td>3</td><td>33</td><td>1600</td><td>600</td><td>600</td></tr> <tr><td>4</td><td>33</td><td>1600</td><td>600</td><td>800</td></tr> <tr><td>5</td><td>33</td><td>1600</td><td>800</td><td>600</td></tr> <tr><td>6</td><td>33</td><td>1600</td><td>800</td><td>800</td></tr> <tr><td>7</td><td>38</td><td>1800</td><td>600</td><td>600</td></tr> <tr><td>8</td><td>38</td><td>1800</td><td>600</td><td>800</td></tr> <tr><td>9</td><td>38</td><td>1800</td><td>800</td><td>600</td></tr> <tr><td>10</td><td>38</td><td>1800</td><td>800</td><td>800</td></tr> <tr><td>11</td><td>42</td><td>2000</td><td>600</td><td>600</td></tr> <tr><td>12</td><td>42</td><td>2000</td><td>600</td><td>800</td></tr> <tr><td>13</td><td>42</td><td>2000</td><td>800</td><td>600</td></tr> <tr><td>14</td><td>42</td><td>2000</td><td>800</td><td>800</td></tr> <tr><td>15</td><td>47</td><td>2200</td><td>600</td><td>600</td></tr> <tr><td>16</td><td>47</td><td>2200</td><td>600</td><td>800</td></tr> <tr><td>17</td><td>47</td><td>2200</td><td>800</td><td>800</td></tr> </tbody> </table>					No.	Height U	Width mm	Depth mm		1	29	1400	600	600	2	29	1400	600	800	3	33	1600	600	600	4	33	1600	600	800	5	33	1600	800	600	6	33	1600	800	800	7	38	1800	600	600	8	38	1800	600	800	9	38	1800	800	600	10	38	1800	800	800	11	42	2000	600	600	12	42	2000	600	800	13	42	2000	800	600	14	42	2000	800	800	15	47	2200	600	600	16	47	2200	600	800	17	47	2200	800	800	 <p>01005078 plastic, 92 mm x 2.5 mm, further dimensions see page 1.95</p> <p><b>PU 25 pieces supplied loose</b></p>	 <p>01005079 black, length 300 mm, further dimensions see page 1.95</p> <p><b>PU 10 pieces supplied loose</b></p>	<p><b>Mechanics</b></p>  <p>from page 3.2</p> <p><b>Electrics</b></p>  <p>from page 3.29</p> <p><b>Power distribution</b></p>  <p>from page 3.50</p> <p><b>Climate control</b></p>  <p>from page 4.0</p>
No.	Height U	Width mm	Depth mm																																																																																														
1	29	1400	600	600																																																																																													
2	29	1400	600	800																																																																																													
3	33	1600	600	600																																																																																													
4	33	1600	600	800																																																																																													
5	33	1600	800	600																																																																																													
6	33	1600	800	800																																																																																													
7	38	1800	600	600																																																																																													
8	38	1800	600	800																																																																																													
9	38	1800	800	600																																																																																													
10	38	1800	800	800																																																																																													
11	42	2000	600	600																																																																																													
12	42	2000	600	800																																																																																													
13	42	2000	800	600																																																																																													
14	42	2000	800	800																																																																																													
15	47	2200	600	600																																																																																													
16	47	2200	600	800																																																																																													
17	47	2200	800	800																																																																																													
Completely in RAL 7021																																																																																																	
1	29	1400	600	600	20118-351	20118-624																																																																																											
2	29	1400	600	800																																																																																													
3	33	1600	600	600	20118-351	20118-624																																																																																											
4	33	1600	600	800																																																																																													
5	33	1600	800	600	20118-351	20118-624																																																																																											
6	33	1600	800	800																																																																																													
7	38	1800	600	600	20118-351	20118-624																																																																																											
8	38	1800	600	800																																																																																													
9	38	1800	800	600	20118-351	20118-624																																																																																											
10	38	1800	800	800																																																																																													
11	42	2000	600	600	20118-351	20118-624																																																																																											
12	42	2000	600	800																																																																																													
13	42	2000	800	600	20118-351	20118-624																																																																																											
14	42	2000	800	800																																																																																													
15	47	2200	600	600	20118-351	20118-624																																																																																											
16	47	2200	600	800																																																																																													
17	47	2200	800	800	20118-351	20118-624																																																																																											
Colour combinations					AlZn	AlZn																																																																																											
18	29	1400	600	600	20118-351	20118-624																																																																																											
19	29	1400	600	800																																																																																													
20	33	1600	600	600	20118-351	20118-624																																																																																											
21	33	1600	600	800																																																																																													
22	33	1600	800	600	20118-351	20118-624																																																																																											
23	33	1600	800	800																																																																																													
24	38	1800	600	600	20118-351	20118-624																																																																																											
25	38	1800	600	800																																																																																													
26	38	1800	800	600	20118-351	20118-624																																																																																											
27	38	1800	800	800																																																																																													
28	42	2000	600	600	20118-351	20118-624																																																																																											
29	42	2000	600	800																																																																																													
30	42	2000	800	600	20118-351	20118-624																																																																																											
31	42	2000	800	800																																																																																													
32	47	2200	600	600	20118-351	20118-624																																																																																											
33	47	2200	600	800																																																																																													
34	47	2200	800	800	20118-351	20118-624																																																																																											

## Cabinets - VARISTAR Seismic ServicePLUS

ServicePLUS: solution - project examples



5430301007023

### Mobile communications technology

- Slim-Line seismic cabinet with ETSI configuration
- NEBS base mounting
- Dynamic loading: 350 kg
- Shielded version (EMC)
- Complete cabling
- Power distribution
- Special cable entry in top cover
- Doors and side panels with ventilation openings