



General Features

The VMK-8000 is a special mount for the BC-80X0 to attach it to a vehicle, such as a forklift. It is used with the PowerScan® M8300.

The mount kit contains the following components:

- Battery pack with Magnet for PowerScan M8300
- Support with Magnet for BC-80X0 Cradle
- Vehicle Mount Assembly (Mount Platform, 2 U Bolts, 2 Fixing Bolts, 4 hexagon stop nuts)

Assembling The VMK-8000

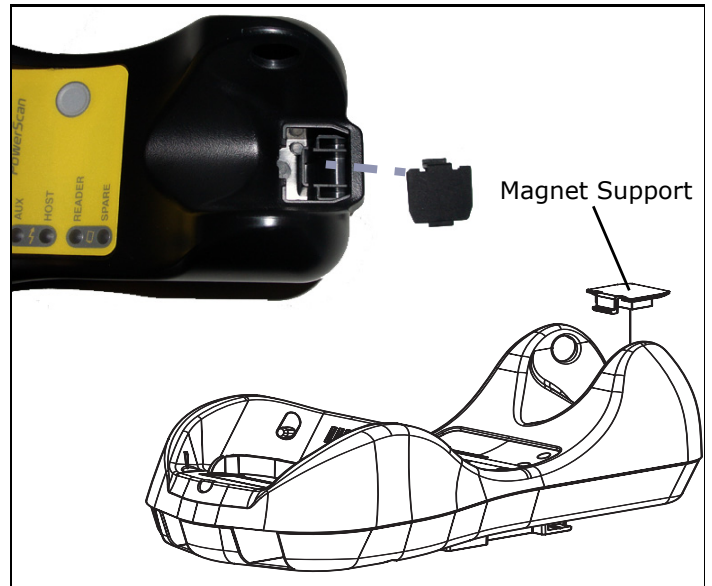
Insert Magnets

1. Remove the standard battery pack from the PowerScan M8300 by unscrewing the retaining screw and extracting the battery pack from the reader handle.



2. Insert the new battery pack containing the Magnet (included with the kit) into the reader handle. Tighten the screw to secure.


3. Remove the standard support from the Cradle and replace with the one containing the Magnet (included in the Kit).



Attach Mount to Cradle

Remove the standard base from the BC-80X0 Cradle as follows:

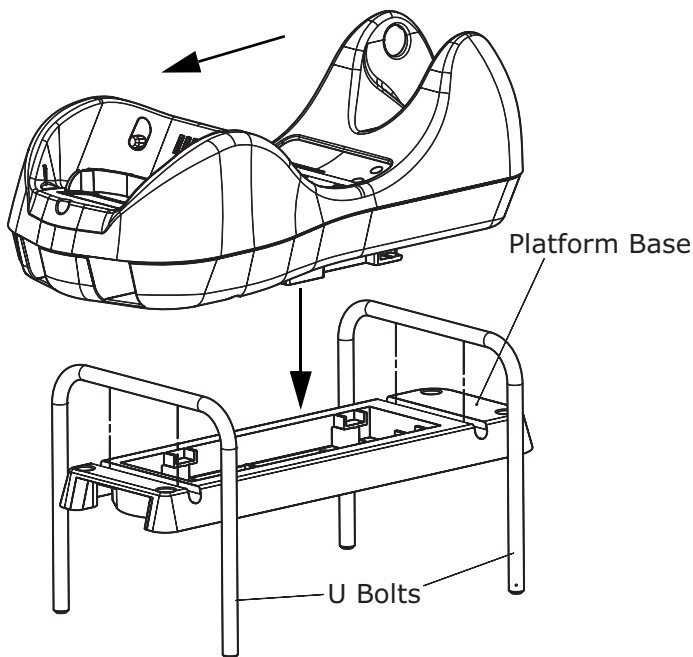
1. While holding the Cradle, slide the base forward to release from the mounting tabs. The Cradle can then be removed from the base.




2. Place the U Bolts in the grooves on the Vehicle Mount base, as shown.



- Place the Cradle on the Mount and slide it forward until the mounting tabs lock into place

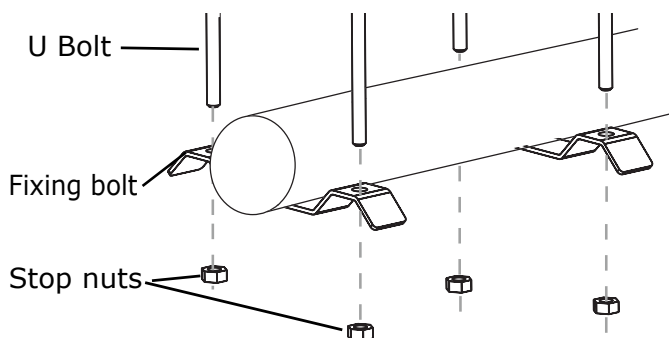


- Remove the yellow caps (if present) and insert the wall mounting lock hinges provided with your Cradle.



Mounting to Vehicle

- Use the fixing bolts to mount the assembly on the vehicle as shown, using the included hexagon stop nuts.



Regulatory Information

Conformity To EU Directive and FCC

Please refer to the *BC-80X0 Quick Reference Guide* for EU Declaration of Conformity and FCC Compliance related to the cradle units.

Battery warning



Do not incinerate, disassemble, short terminals or expose to high temperature. Risk of fire, explosion. Risk of explosion if the battery is replaced by an incorrect type. Dispose of the batteries as required by the relevant laws in force.

WEEE Compliance



Waste Electrical and Electronic Equipment (WEEE) Statement

English

For information about the disposal of Waste Electrical and Electronic Equipment (WEEE), please refer to the website at www.scanning.datalogic.com.

Italian

Per informazioni sullo smaltimento delle apparecchiature elettriche ed elettroniche consultare il sito Web www.scanning.datalogic.com.

French

Pour toute information relative à l'élimination des déchets électroniques (WEEE), veuillez consulter le site internet www.scanning.datalogic.com.

German

Informationen zur Entsorgung von Elektro- und Elektronik-Altgeräten (WEEE) erhalten Sie auf der Webseite www.scanning.datalogic.com.

Spanish

Si desea información acerca de los procedimientos para el desecho de los residuos del equipo eléctrico y electrónico (WEEE), visite la página Web www.scanning.datalogic.com.

Portuguese

Para informações sobre a disposição de Sucatagem de Equipamentos Elétricos e Eletrônicos (WEEE -Waste Electrical and Electronic Equipment), consultar o site web www.scanning.datalogic.com.

Chinese

有关处理废弃电气电子设备 (WEEE)的信息,请参考 Datalogic 公司的网站:www.scanning.datalogic.com。

Japanese

廃電気電子機器 (WEEE) の処理についての関連事項は Datalogic のサイト www.scanning.datalogic.com をご参照下さい。

