

MULTIFIX® 60 D02-Vertical Fuse Bases E18

Components for 60mm Systems

MULTIFIX® 60 is a system for energy distribution comprising a variety of modular combinable components. The energy distribution is carried out via copper bus bars in a 60 mm bus bar system up to 630 A, 400 V AC, 500 V AC, 690 V AC, 45–62 Hz. Short circuit withstand tested to VDE 0660 part 500 and IEC 60439-1.

MULTIFIX® 60 is suitable for triple pole, quadruple pole and quintuple pole applications.

The components of the MULTIFIX® 60 system are mounted directly without drilling. This method offers high flexibility for extension and alteration of existing installations -> reduced installation time.

MULTIFIX® 60 D0-fuse bases are the most advanced presently available on the market. Directly in the fuse base integrated labelling area avoids mistakes in labelling during installation or maintenance. The use of high grade steel clamps up to 25 mm² enables easy cabling and guarantees reduced power dissipation. The bus bar carrier can be assembled over by lateral (left or right side) enlarged covers. An audible snap into place signals the correct installation of the fuse base on to the bus bars. Rear touch protection of bus bars is provided by top and bottom covering device in addition to front touch protection by covers for 27 mm, 36 mm and 54 mm.

Features Benefits


- Direct snap-on installation on to copper bars, width 12 - 30 mm, thickness 5 - 10 mm
- Touch protection to DIN 49 924 - finger proof
- Labelling area integrated directly in the fuse base to avoid mistakes in labelling during installation and maintenance
- Use of high grade steel clamps up to 25 mm² with reduced power dissipation
- Rear touch protection of bus bars by top and bottom covering device
- Front touch protection cover for 27 mm - standard design
Front touch protection cover for 36 mm and 54 mm with extension
- Cover for bus bar carrier with touch protection cover with lateral (left or right) extended covers
- For D01- and D02-fuse links and D0-cartridge ring adapter inserts in accordance with IEC/EN 60269-3, VDE 0636-3
- Free of halogen, phosphor, silicon and CFC
Marked for classified recycling

Applications

- Panel board builders
- Control system engineering
- Industrial plants
- Heating & air conditioning systems

Technical data overview

| | |
|-------------------|------------|
| Volt (VAC) | 400 VAC |
| Volt (VDC) | 250 VDC |
| Ampere Range (A) | 2 ... 63 A |
| Size per Standard | D02 |
| Product Size | D02 / E18 |

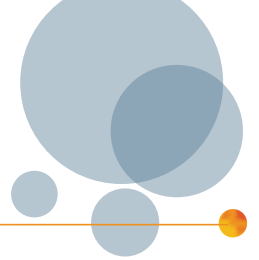


Standards

in accordance with IEC/EN 60439-1 and VDE 0660 part 500



MULTIFIX® 60 D02-Vertical Fuse Bases E18



Product range



1.000.758



1.000.759

D0-vertical fuse bases triple pole

| Catalog number | Reference number | Size | Thread | Design | Weight kg ¹⁾ | Package |
|----------------|------------------|------|--------|--|-------------------------|---------|
| 1.000.758 | G1026634 | D02 | E18 | width 27mm, fingerproof, without cover | 0.15 | 10 |
| 1.000.759 | H1026635 | D02 | E18 | width 27mm, fingerproof, with cover | 0.16 | 10 |



1.000.762



1.000.763



1.000.764



1.000.765



1.000.767



1.002.607

Touch protection covers for D0-fuse bases triple pole

| Catalog number | Reference number | Application | Design | Weight kg ¹⁾ | Package |
|----------------|------------------|---------------------------|---|-------------------------|---------|
| 1.000.762 | A1026444 | - | width 27mm | 0.01 | 10 |
| 1.000.763 | B1026445 | left side | width 36mm, with extension | 0.02 | 10 |
| 1.000.764 | C1026446 | left side | width 54mm, with extension | 0.03 | 10 |
| 1.000.765 | D1026447 | cover pair left and right | width 2 x 36mm, with extension | 0.04 | 10 |
| 1.000.767 | E1026448 | right side | width 36mm, with extension | 0.03 | 10 |
| 1.002.607 | W1026624 | cover pair top and bottom | cover pair for top and bottom of fuse base for rear touch protection of bus bar | 0.02 | 10 |

Technical data in accordance with EN / IEC 60947

| | D02-vertical fuse bases |
|---|-------------------------|
| Rated operational current I _e | 2 to 63 A |
| Rated operational voltage U _e | 400 V |
| Track resistance/comperative tracking index | CTI 600 |
| Fire resistance | UL 94-V0 |
| Temperature resistance | 200 °C |
| Glow wire test | 960 °C |

Cable terminal connection

| | |
|-------------------------|--|
| Standard cable terminal | cage clamp steel V2A 2-5-25mm ² , 3-4 Nm |
|-------------------------|--|

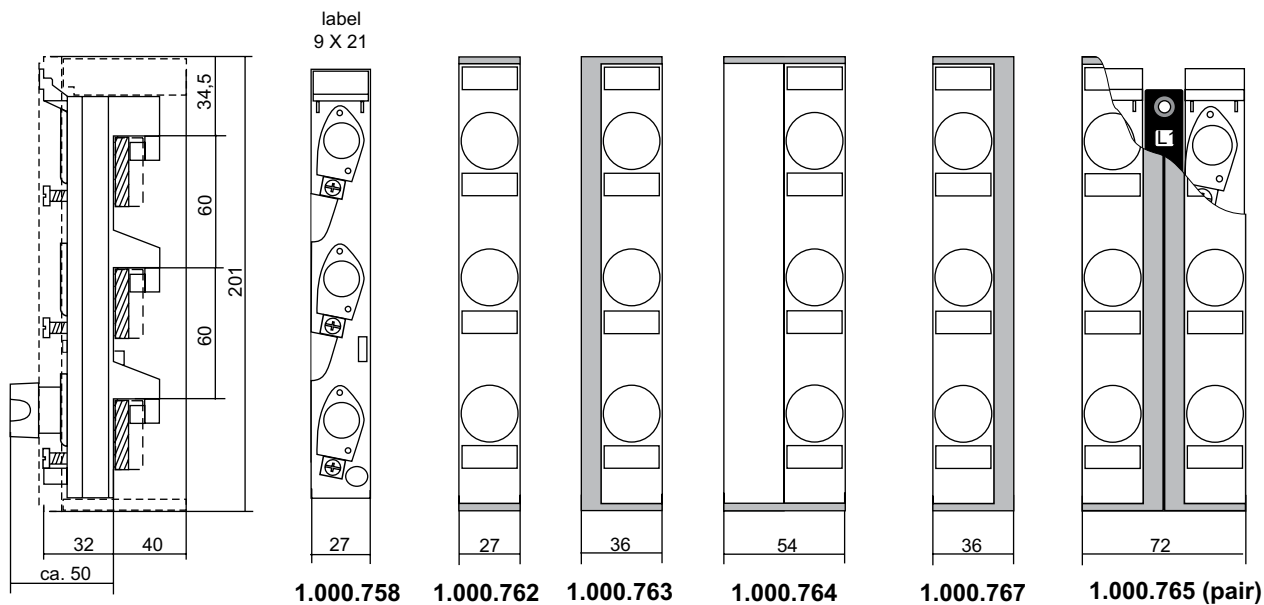
1) weight in kg per piece or set including package


MULTIFIX® 60 D02-Vertical Fuse Bases E18

Dimensions

D02-vertical fuse base E18

for direct installation (snap on) on to 60mm bus bar system (M02046a)



 supporting area for central cover

Dimensions in mm