

PTD Series D56mm LED Dome Head Tower Light



Dome shape LED Signal Light featuring enhanced visibility and maintenance free operation.



Feature

- LED modular components
- Bright & even light distribution through prism-cut lenses
- Fast & easy assembly with inter-locking construction
- 5 base body options
- IP65 rated
- RoHS compliant

Ordering Information

PTD - A P F - 1 02 - R - B (V)

① ② ③ ④ ⑤ ⑥ ⑦ ⑧

* Options

1. Body Unit

S	Flat Based Body	Code 7 + Code 18
A	Pole Mount Standard Body	Code 7 + Code 10
D	Short Body	Code 6
L	Small Surface Body	Code 17 + Code 18

Note: "D", "L" Type - Power Supply 24V AC/DC Only

2. Mounting Style

C	Surface Mount	Code 18
G	Mount Base (MAM-B070B)	Code 8 + Code 16
P	Pole + Mount Base (MAM-B070D)	Code 8 + Code 11
R	Pole + Mount Base (MAM-B070R)	Code 8 + Code 20
M	Pole + Mount Base (MAM-B025)	Code 8 + Code 9
W	Pole + Wall Mount Bracket (MAP-DS40)	Code 8 + Code 12
J	Pole Adjustable Type	Code 21 + Code 11

Note: R Type Mount base - 180-degree revolution

3. Light Style

	Steady Light
F	Steady + Flashing Light

4. Number of Stacks

1	1 Stack
----------	---------

5. Power Supply

02	24V AC/DC
FF	90~240V AC

6. LED Colors

R	Red	
Y	Yellow	
G	Green	1 Color
B	Blue	
C	Clear	
RYG	Red, Yellow, Green	3 Colors in 1
RGB	Red, Green, Blue	

Note: 3 Colors in 1 Lens color → Clear

Options

7. Body Colors

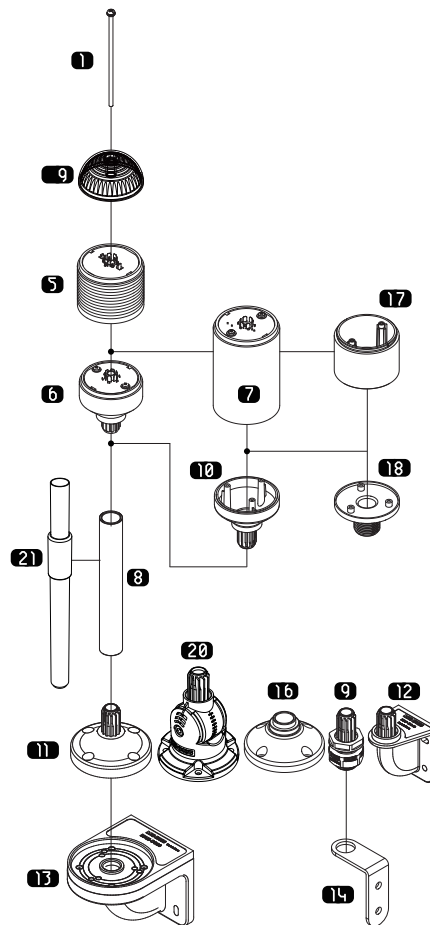
B	Black
----------	-------

Note: Standard Body Color - White Ivory.

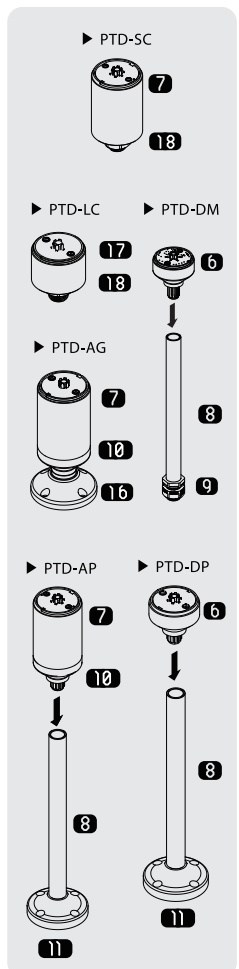
8. Light Style

(V)	Continuous Flashing Flashing Cycle: (3~4 Times/Second)
------------	--

Exploded View / Part Code



▶ Mounting Body Unit



See Page 34 ~ 36
for Mounting Options and Accessories.


Specifications

Body Units

Operation/Function	Steady, Flashing
Power Supply	AC/DC 24V, AC 90 ~ 240V 50/60Hz
Lens Color	Red, Yellow, Green, Blue & Clear
Lens Diameter	56 mm (2.2 inch)
Maximum Tier	1
Flash Rate	80 times/minute, 3~4 times/Second (options - V type)
Vibration	0.75mm at 10~55Hz
Ambient Temperature	-15°C~40°C
Storage Temperature	-40°C ~ 70°C
Ambient Humidity	45~85% RH
Degree of Protection	IP65
Approvals	CE, RoHS
Recommended Wire Size	1007 UL / 22AWG

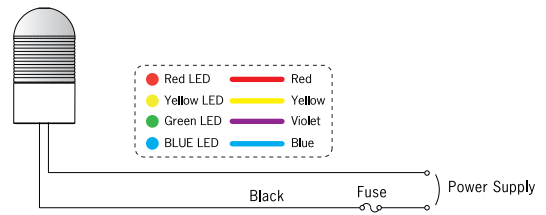
LED Modules

LED Color	Red / Yellow	Green / Blue	Clear
1 Color	58mA / 1.4W	52mA / 1.25W	53mA / 1.27W
3 Colors in 1	45mA / 1.08W	40mA / 0.96W	
Weight	Standard Module: 53g		



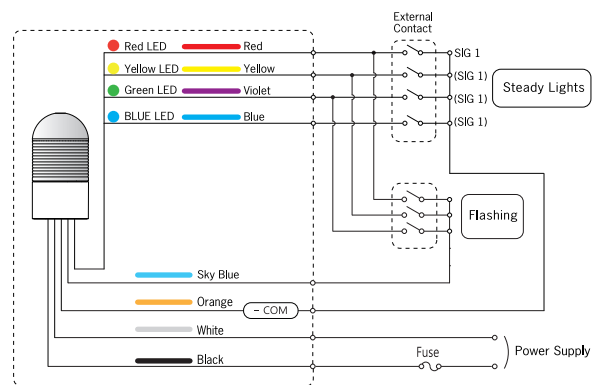
Wiring Diagram

24V AC/DC, 90 ~ 240V AC Steady Lights



* No polarity for DC applications.

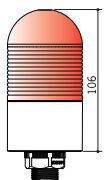
24VAC/DC, 90~240V AC Steady or Flashing Lights



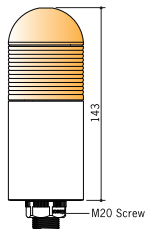
* No polarity for DC applications.

Dimensions

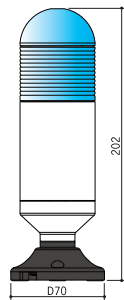
<Unit: mm>



1. PTD-LC



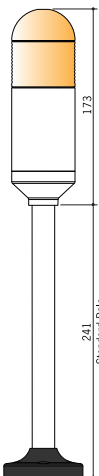
2. PTD-SC



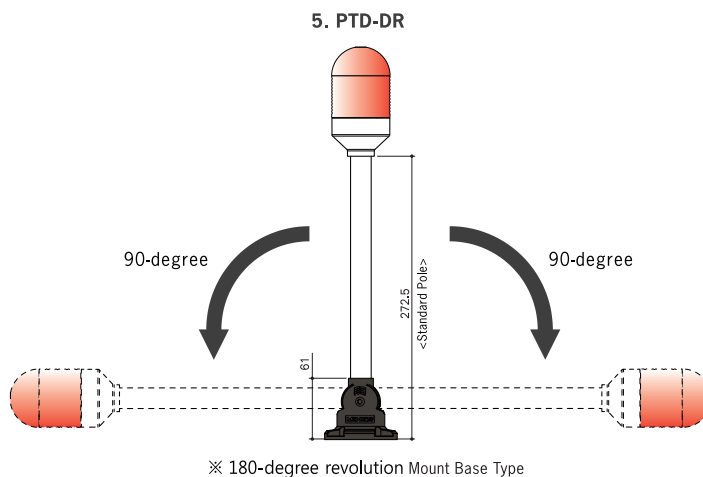
3. PTD-AG



4. PTD-DP



5. PTD-AP



※ 180-degree revolution Mount Base Type

※ The above specifications are changeable at anytime without notice.