

Protistor® size 14x51 gR (GRC)

690VAC (IEC) / 700VAC (UL)

IEC High-Speed Cylindrical Fuse-Links AC Protection

These Protistor® size 14x51 have been designed to protect power semi conductors, complying with standard IEC 60269-1 and -4. They are extremely high interrupting rating fuses: 690VAC, with large band of ratings (current rating 1 to 63A).

Two models are existing, as per NF C 63210 and 63211: with or without trip-indicator.

Features Benefits

- IEC standard 60269-1 and 4 compliant
- NF C 63210 and 63211 compliant
- 700VAC-DC UL recognized
- 690VAC voltage rating as per IEC 33
- gR class according to VDE 636-23
- Clearing all overloads
- Improved safety and protection
- Enabling selective coordination among all
- Distribution circuit fuses
- With or without trip-indicator

Technical data overview

| | |
|----------------------|------------|
| Voltage AC | 690 VAC |
| Ampere Range (A) | 1 ... 50 A |
| Size per Standard | 14x51 |
| Speed/Characteristic | gR |
| I.R. AC (kA) | 100 kA |



Standards

IEC 60269-1
IEC 60269-4
VDE 636-23
UL Recognized (1 to 50 A)




Protistor® size 14x51 gR (GRC)

690VAC (IEC) / 700VAC (UL)


Product range

Size 14x51 gR with trip-indicator



| Catalog number | Reference number | Rated voltage AC (IEC) | Rated current I _n | Pre-arcing I ² t | Clearing I ² t at Rated Voltage | Rated breaking capacity AC | Power dissipation at I _n | Weight | Package |
|----------------|------------------|------------------------|------------------------------|-----------------------------|--|----------------------------|-------------------------------------|--------|---------|
| FR14GC69V1T | F221081 | 690 V | 1 A | 0.8 A ² s | 3.5 A ² s | 100 kA | 0.35 W | 20 g | 10 |
| FR14GC69V2T | L081476 | 690 V | 2 A | 1.5 A ² s | 6.7 A ² s | 100 kA | 0.6 W | 20 g | 10 |
| FR14GC69V4T | F081517 | 690 V | 4 A | 7.2 A ² s | 33 A ² s | 100 kA | 1.4 W | 20 g | 10 |
| FR14GC69V6T | B220939 | 690 V | 6 A | 1.4 A ² s | 19 A ² s | 100 kA | 2.5 W | 20 g | 10 |
| FR14GC69V8T | A220938 | 690 V | 8 A | 2.4 A ² s | 30 A ² s | 100 kA | 3 W | 20 g | 10 |
| FR14GC69V10T | Z220937 | 690 V | 10 A | 4.3 A ² s | 44 A ² s | 100 kA | 3.3 W | 20 g | 10 |
| FR14GC69V12T | Y220936 | 690 V | 12 A | 5.4 A ² s | 65 A ² s | 100 kA | 4.25 W | 20 g | 10 |
| FR14GC69V16T | X220935 | 690 V | 16 A | 13 A ² s | 110 A ² s | 100 kA | 4.8 W | 20 g | 10 |
| FR14GC69V20T | W220934 | 690 V | 20 A | 27 A ² s | 175 A ² s | 100 kA | 5.25 W | 20 g | 10 |
| FR14GC69V25T | V220933 | 690 V | 25 A | 53 A ² s | 300 A ² s | 100 kA | 5.8 W | 20 g | 10 |
| FR14GC69V32T | V220818 | 690 V | 32 A | 97 A ² s | 550 A ² s | 100 kA | 7 W | 20 g | 10 |
| FR14GC69V40T | M220949 | 690 V | 40 A | 210 A ² s | 1210 A ² s | 100 kA | 8.8 W | 20 g | 10 |
| FR14GC69V50T | N220950 | 690 V | 50 A | 390 A ² s | 2250 A ² s | 100 kA | 10 W | 20 g | 10 |

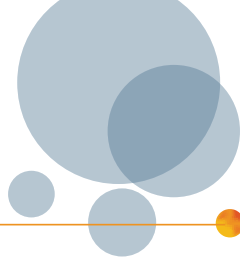
Size 14x51 gR without trip-indicator



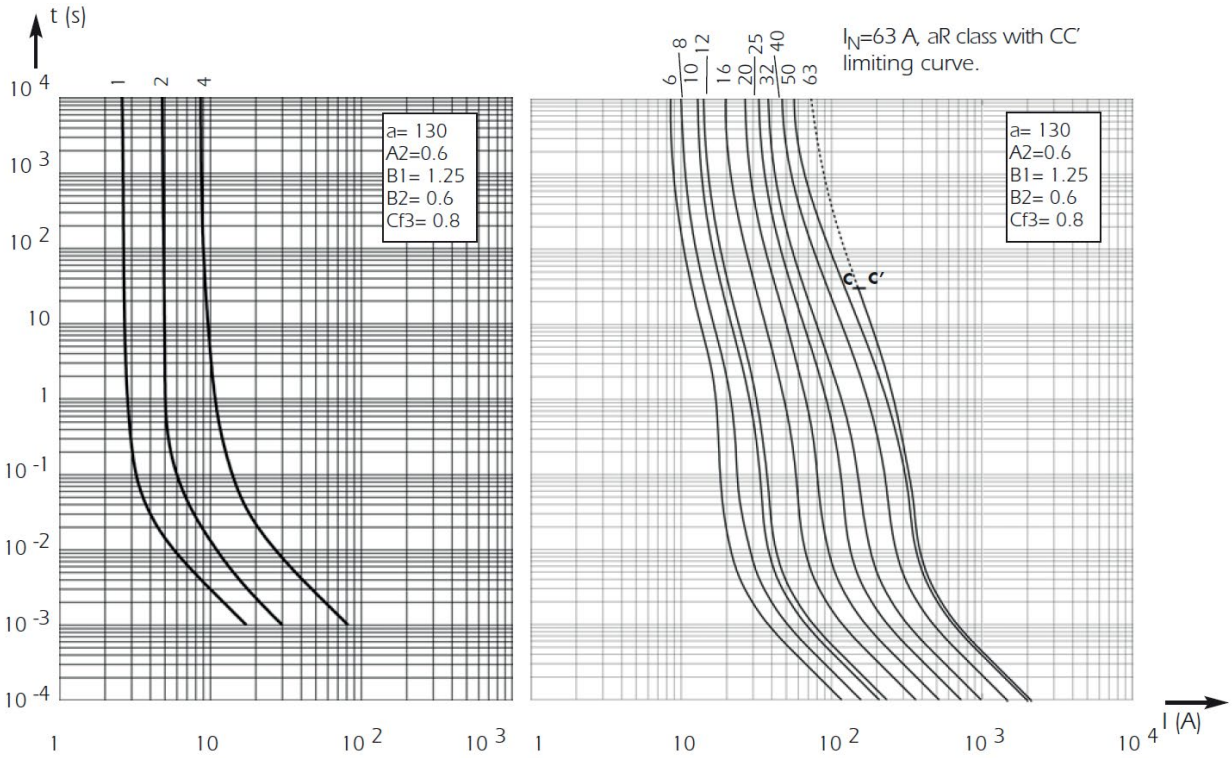
| Catalog number | Reference number | Rated voltage AC (IEC) | Rated current I _n | Pre-arcing I ² t | Clearing I ² t at Rated Voltage | Rated breaking capacity AC | Power dissipation at I _n | Weight | Package |
|----------------|------------------|------------------------|------------------------------|-----------------------------|--|----------------------------|-------------------------------------|--------|---------|
| FR14GC69V1 | E221080 | 690 V | 1 A | 0.31 A ² s | 1.4 A ² s | 100 kA | 0.35 W | 20 g | 10 |
| FR14GC69V2 | H081473 | 690 V | 2 A | 1 A ² s | 4.3 A ² s | 100 kA | 0.6 W | 20 g | 10 |
| FR14GC69V4 | J081474 | 690 V | 4 A | 6.7 A ² s | 30 A ² s | 100 kA | 1.4 W | 20 g | 10 |
| FR14GC69V6 | T220909 | 690 V | 6 A | 1.4 A ² s | 19 A ² s | 100 kA | 2.5 W | 20 g | 10 |
| FR14GC69V8 | S220908 | 690 V | 8 A | 2.4 A ² s | 30 A ² s | 100 kA | 3 W | 20 g | 10 |
| FR14GC69V10 | R220907 | 690 V | 10 A | 4.3 A ² s | 44 A ² s | 100 kA | 3.3 W | 20 g | 10 |
| FR14GC69V12 | Q220906 | 690 V | 12 A | 5.4 A ² s | 65 A ² s | 100 kA | 4.25 W | 20 g | 10 |
| FR14GC69V16 | P220905 | 690 V | 16 A | 13 A ² s | 110 A ² s | 100 kA | 4.8 W | 20 g | 10 |
| FR14GC69V20 | E220735 | 690 V | 20 A | 27 A ² s | 175 A ² s | 100 kA | 5.25 W | 20 g | 10 |
| FR14GC69V25 | N220904 | 690 V | 25 A | 53 A ² s | 300 A ² s | 100 kA | 5.8 W | 20 g | 10 |
| FR14GC69V32 | W220819 | 690 V | 32 A | 97 A ² s | 550 A ² s | 100 kA | 7 W | 20 g | 10 |
| FR14GC69V40 | M220903 | 690 V | 40 A | 210 A ² s | 1210 A ² s | 100 kA | 8.8 W | 20 g | 10 |
| FR14GC69V50 | L220902 | 690 V | 50 A | 390 A ² s | 2250 A ² s | 100 kA | 10 W | 20 g | 10 |

Protistor® size 14x51 gR (GRC)

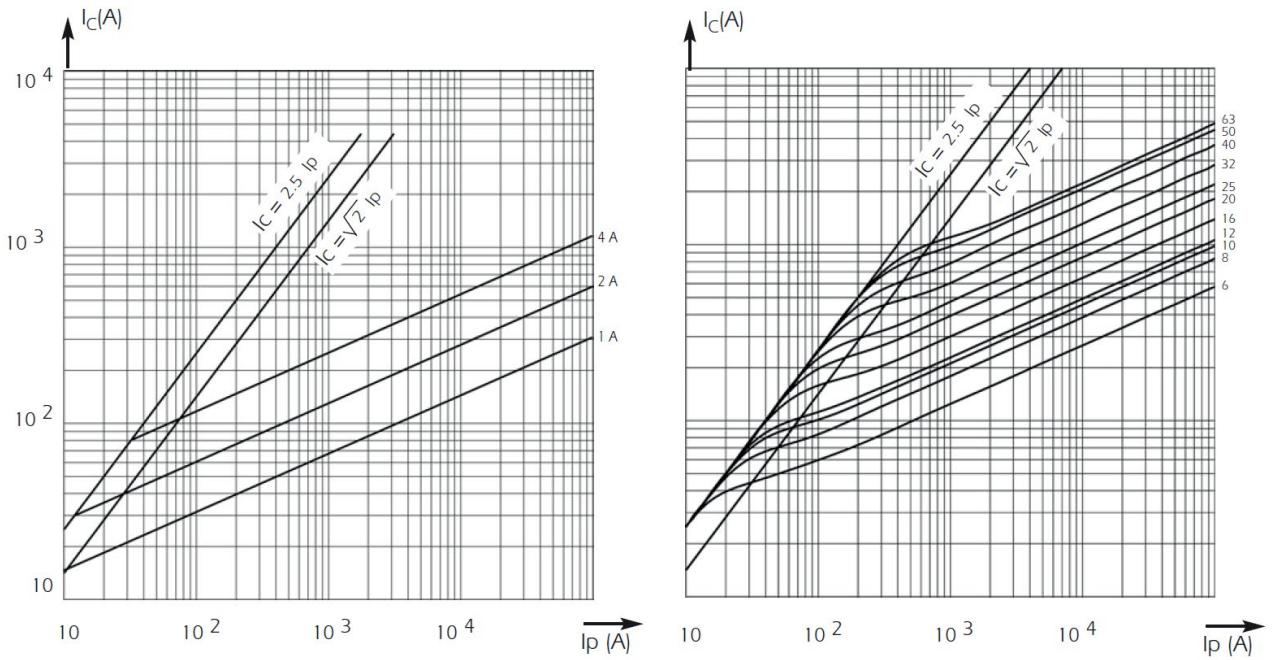
690VAC (IEC) / 700VAC (UL)



Time current characteristic curves

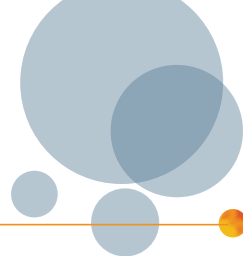


Current limiting diagram

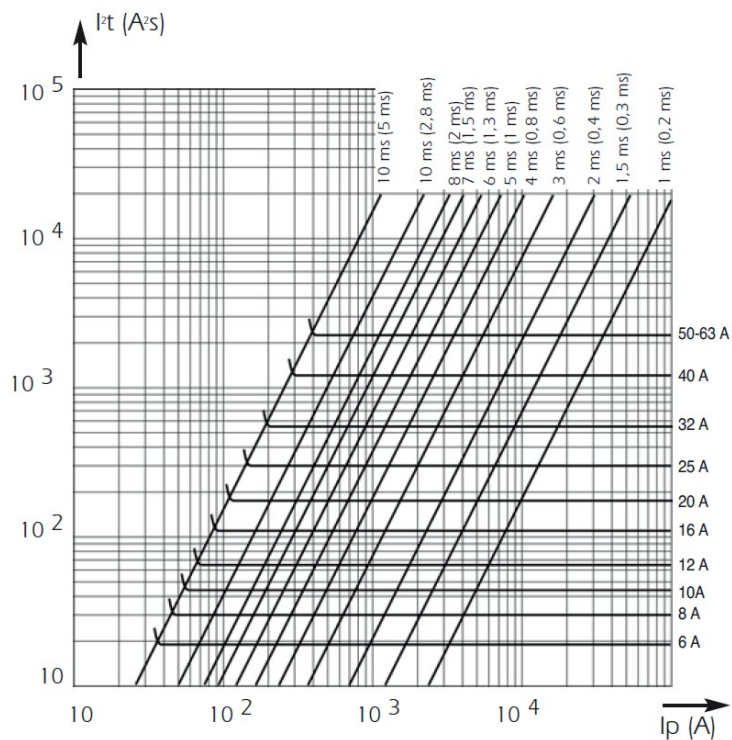


Protistor® size 14x51 gR (GRC)

690VAC (IEC) / 700VAC (UL)

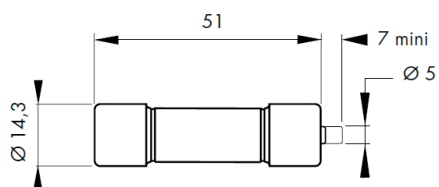


Characteristics total I²t curve

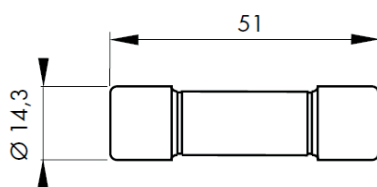


Dimensions

Size 14x51 with trip-indicator



Size 14x51 without trip-indicator



Dimensions in mm